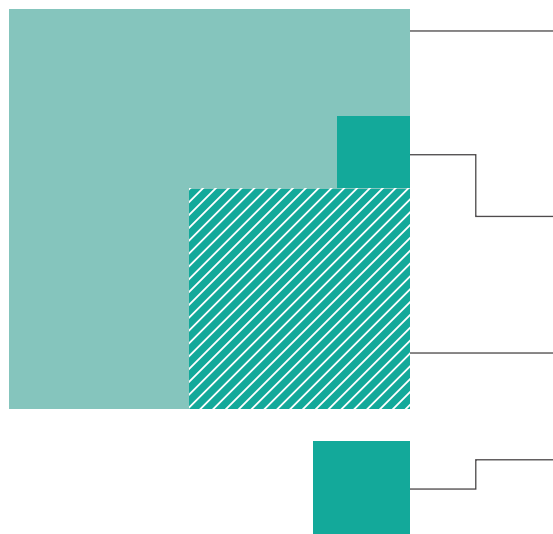




NEPAL



Nepal



People living with HIV (PLHIV) **39 000**
 Low estimate 34 000 High estimate 46 000

Women living with HIV **14 000**
 Low estimate 12 000 High estimate 16 000

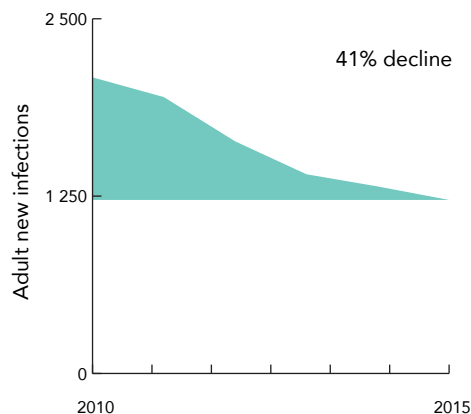
New HIV infections **1 300**
 Low estimate 1 200 High estimate 1 500

People on ART (2015) **11 922**

AIDS-related deaths **2 300**
 Low estimate 1 900 High estimate 2 700

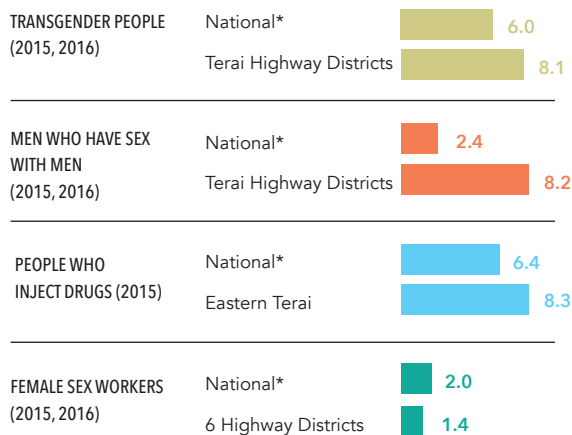
Source: Global AIDS Response Progress Reporting 2016
 UNAIDS 2016 HIV estimates

New HIV infections trend



Source: UNAIDS 2016 HIV estimates

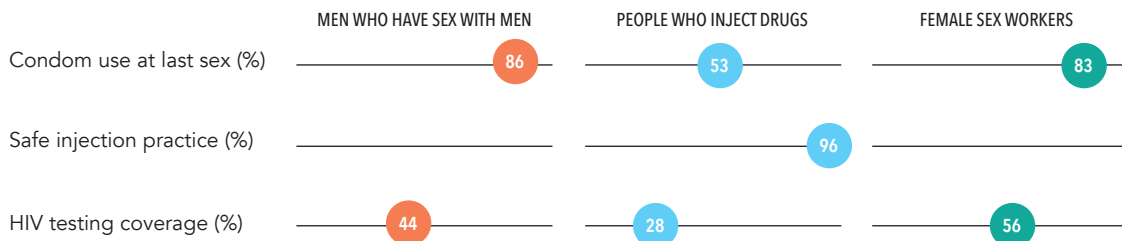
HIV prevalence (%)



Source: Serological surveys and Global AIDS Response Progress Reporting:

*Kathmandu valley data is reported as national


Behaviour and response



*Kathmandu valley data is reported as national

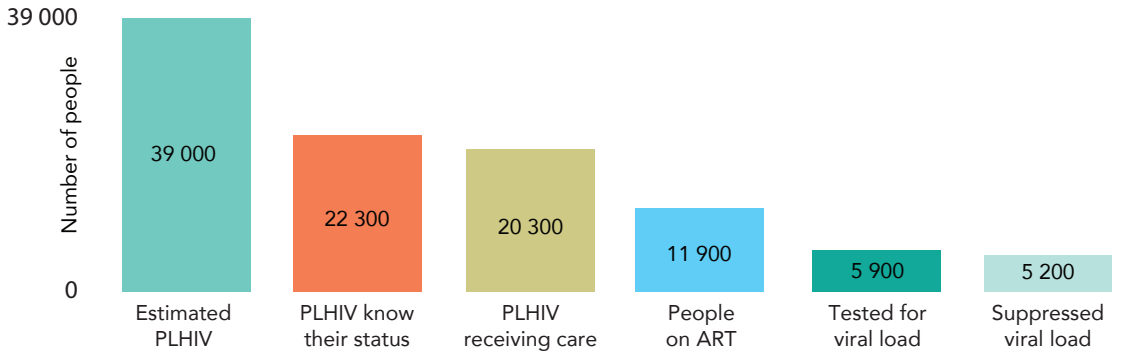
Source: Global AIDS Response Progress Reporting 2016

Elimination of vertical transmission (eVT), 2015



Source: Global AIDS Response Progress Reporting 2016

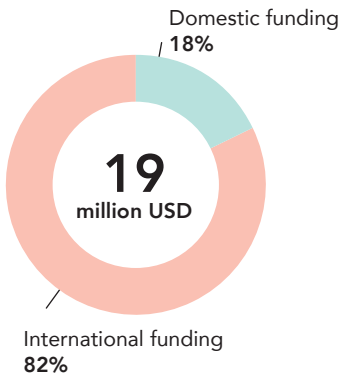
Treatment cascade, 2015



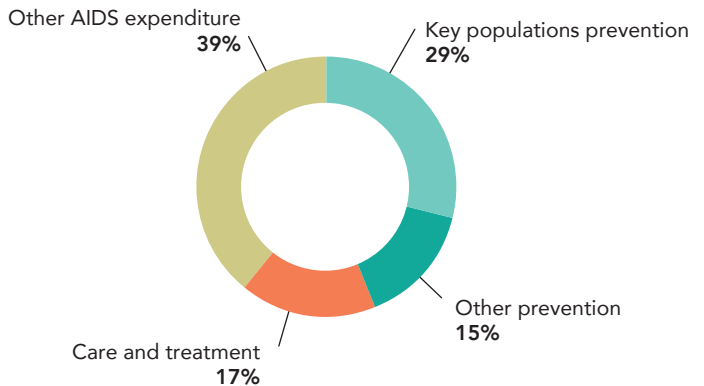
Source: Global AIDS Response Progress Reporting and UNAIDS 2016 estimates

AIDS financing, 2014

AIDS spending by financing source



AIDS spending by service category



Source: Global AIDS Response Progress Reporting

Stigma Index, 2011

Percent of PLHIV respondents who avoided going to a local clinic when needed because of HIV status **11%**

Punitive laws

Criminalization of same-sex sexual activities

NO

Compulsory detention centres for people who use drugs

NO

Criminalization of sex work

YES

Criminalization of HIV transmission or exposure

NO INFORMATION AVAILABLE

HIV-related restrictions on entry, stay and residence

NO