

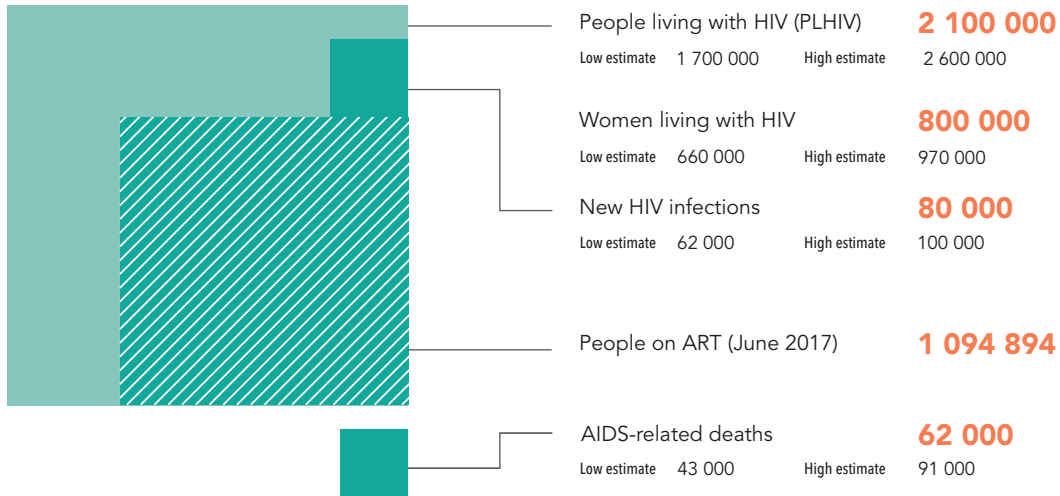
2017

**INDIA**

**COUNTRY SNAPSHOT**

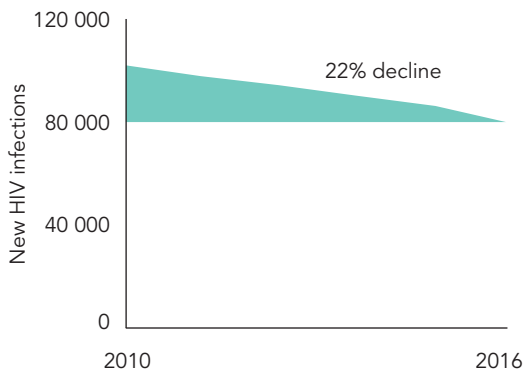


# India



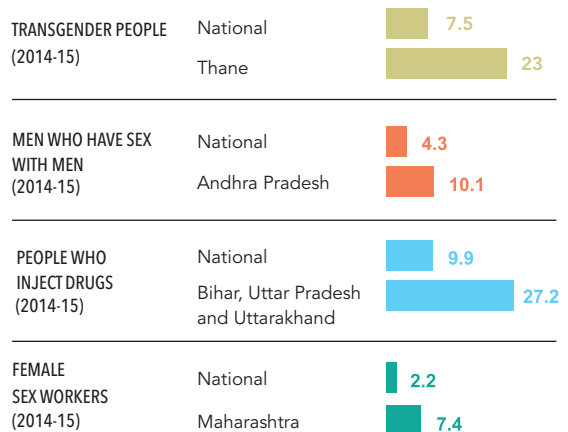
Source: Global AIDS Monitoring 2017 and UNAIDS 2017 HIV estimates

## New HIV infections trend



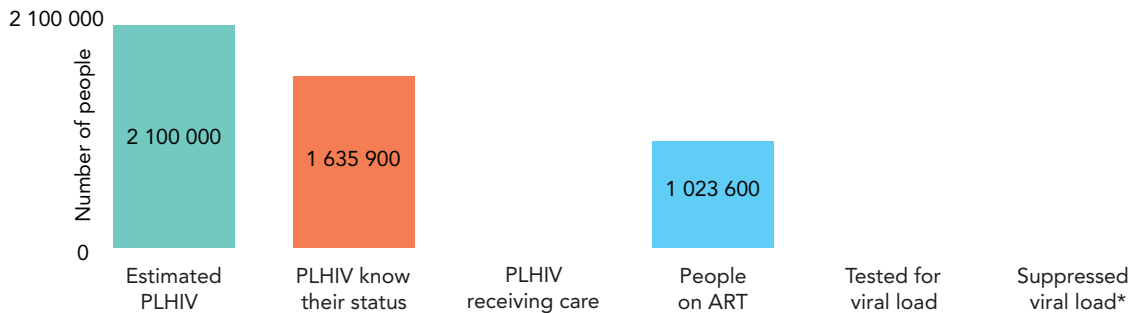
Source: UNAIDS 2017 HIV estimates

## HIV prevalence (%)



Sources: Serological surveys and Global AIDS Monitoring 2017

## Treatment cascade, 2016

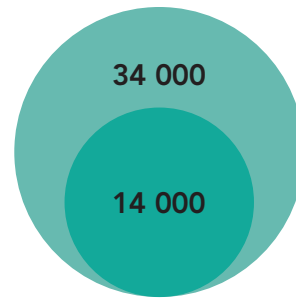


\* Number of people on ART who received a viral load test in the past year and have VL of <1000 copies/ml

Source: Global AIDS Monitoring 2017 and UNAIDS 2017 HIV estimates

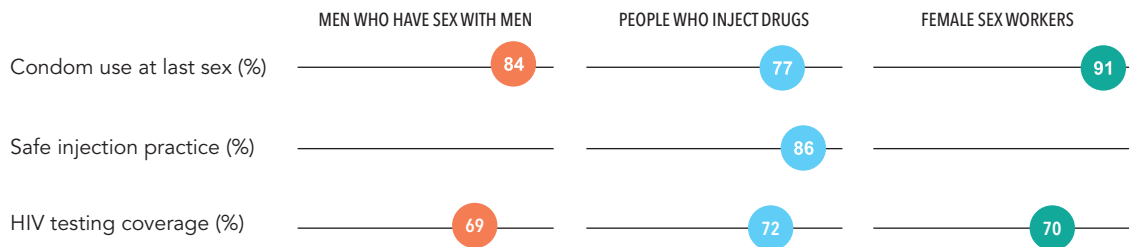
## Prevention of mother-to-child transmission (PMTCT), 2016

- Estimated number of pregnant women living with HIV
- Pregnant women who received ARVs for PMTCT



Source: Global AIDS Monitoring 2017 and UNAIDS 2017 HIV estimates

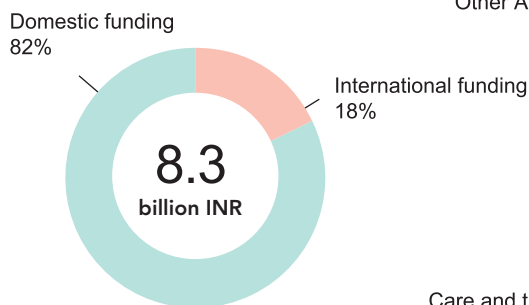
## Behaviour and response



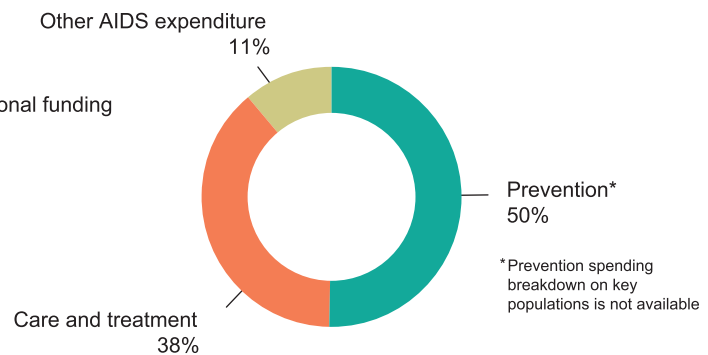
Source: Global AIDS Response Progress Reporting and Global AIDS Monitoring 2017

## AIDS financing, 2015-2016

### AIDS spending by financing source



### AIDS spending by service category



Source: Global AIDS Response Progress Reporting 2016

## Stigma Index

Percent of PLHIV respondents who avoided going to a local clinic when needed because of HIV status

n/a

## Punitive laws

Criminalization of same-sex sexual activities	Compulsory detention centres for people who use drugs	Criminalization of sex work	Criminalization of HIV transmission or exposure	HIV-related restrictions on entry, stay and residence
YES	NO	YES	NO	NO