



Supporting inclusive, sustainable and resilient development

The United Nations
Development Assistance Framework
for the Philippines

2012-2018



**The United Nations Development Assistance Framework
for the Philippines 2012-2018**

Copyright © 2011
United Nations System in the Philippines
UN Coordination Office
30th Floor, Yuchengco Tower
RCBC Plaza, 6819 Ayala Avenue
1226 Makati City
Philippines

Front cover photo credits (top to bottom):

Schoolchildren receive hot nutritious meals in conflict-affected areas of Central Mindanao. School feeding helps minimize drop-out rates, improves classroom participation and provides an entry-point for nutrition education. ©WFP Philippines/Voltaire Domingo

90-year old SME owner/entrepreneur, Mrs. Elena Pila Panela, Rowilda's Handloom Weaving, Vigan City, still productive and contributing to sustainable industrial growth. ©UNIDO

A young boy washes *camotes* in Tiwi, Albay Province, under the community's newly installed water faucet provided as part of an early recovery programme in this disaster-prone area. ©UNDP/Eliot Avena

Rice farmers harvest and bundle seedlings before distributing in rice plots for planting, a method used in Nueva Vizcaya and other regions in the Philippines. ©ILO/Joaquin Go

A master embroider from an indigenous peoples' group in Lake Sebu creates unique patterns and designs. ©ILO/Allan Barredo



PCF

The United Nations System in the Philippines is committed to minimizing our impact on the environment. We support printing practices that are responsible and environmentally friendly. This document is printed with vegetable-based ink on 100% recycled Cocoon-brand paper. Cocoon is produced with Forest Stewardship Council (www.fsc.org) certified recycled pulp made completely from post-consumer waste, is process chlorine free, and has been awarded the EU Ecolabel.

Supporting inclusive, sustainable and resilient development

The United Nations
Development Assistance Framework
for the Philippines

2012-2018



Message

On behalf of the Philippine Government, may I express our gratitude to the United Nations Country Team (UNCT) under the leadership of UN Resident Coordinator Jacqueline Badcock for ensuring that the United Nations Development Assistance Framework (UNDAF) 2012-2018 is guided by the national priorities as reflected in the Philippine Development Plan (PDP) 2011-2016. This is consistent with the principle of alignment under the Paris Declaration on Aid Effectiveness.

The UNDAF is a result of a comprehensive consultative process of identifying the major development priorities in the country and its comparative advantages. This process was undertaken by the UNCT among the UN agencies, the Philippine Government, civil society, development partners and other stakeholders.

The UNDAF 2012-2018, through its theme “supporting inclusive, sustainable and resilient development,” is consistent with the inclusive growth framework of the PDP 2011-2016 to create adequate employment opportunities for many Filipinos in order to significantly reduce poverty. Like the PDP, the UNDAF also incorporates a corresponding results chain through an UNDAF Results Matrix with outcome and sub-outcome indicators.

The UNDAF’s seven-year cycle endeavours to synchronize the UN’s delivery of its support with the implementation of the Philippine Development Plan. The UNDAF is expected to help realize the capacity development requirements of the PDP, including the attainment of the country’s commitments to the Millennium Development Goals and other international responsibilities.

I congratulate the UNCT for its efforts to ‘deliver as one’ the development initiatives at the country level through the joint implementation planning (JIP). We recognize that through the elements of the JIP, the partnership of the UN Country Team and the Government would be further strengthened in the implementation of the UNDAF. We see the importance of the JIP in terms of creating greater focus and impact of UN’s operational activities for development.

I thank the UN for its commitment to ensure alignment of its support with national priorities and programmes. Likewise, I assure the United Nations of the Philippine Government’s support in the implementation of the UNDAF 2012-2018.



MR. CAYETANO W. PADERANGA, JR.
Secretary of Socio-Economic Planning
and Director-General
of National Economic and
Development Authority

Foreword

The United Nations Development Assistance Framework (UNDAF) 2012-2018 was formulated through a multi-stakeholder iterative process of analysis, consultation, validation and drafting. A synthesis paper, replacing a Common Country Assessment (CCA), provided the basis for discussion with Government, civil society and development partners on the status of the Millennium Development Goals (MDGs), national priorities and challenges to be addressed, as well as opportunities to be maximized in the UNDAF considering the UNCT comparative advantages in the country.

The timing of this UNDAF comes at an important juncture, not only given the overwhelming mandate and wide support given by the people to the new Administration, but it will also determine the scope and nature of the collective work of the UN Country Team in the Philippines during the critical last four years that would ensure the country's achievement of the MDGs by 2015. The UNDAF's seven-year cycle also represents the first time the UN System will practically align itself with the national planning cycle and synchronize the delivery of its support with the implementation of the Philippine Development Plan 2011-2016.

The overall theme of the UNDAF is “supporting inclusive, sustainable and resilient development” and will be the rallying point of UN system support to the country. The UNDAF has four Outcome Areas — Universal access to quality social services with focus on the MDGs; Decent and productive employment for sustained, greener growth; Democratic governance; and Resilience toward disasters and climate change – with capacity development as the central thrust and main benefit of UN cooperation. UN support will be anchored on principles of human rights, gender equality, environmental sustainability, and culture and development with strategic emphases on equity, localization, institution-building and governance.

The UNDAF is a “living” document to make it flexible and responsive to the changing needs and priorities of the country. It will be further elaborated through joint implementation planning, where, in agreement with Government there will be joint implementation results matrices at the output level, a joint monitoring and evaluation mechanism and tools, a joint management arrangement for harmonized oversight, and alignment with country mechanisms.

The United Nations Country Team wishes to express its sincere gratitude for the leadership and guidance provided by the Philippine Government and the invaluable inputs and active participation of civil society and development partners throughout the development of the UNDAF document.



DR. JACQUELINE BADCOCK
Resident Coordinator
United Nations

Joint Declaration of Commitment

Government of the Philippines and United Nations Country Team

The Government of the Philippines and the United Nations Country Team are committed to support the realization of the national priorities as reflected in the Philippine Development Plan (PDP) 2011-2016, the Millennium Development Goals (MDGs) and other international human development commitments through capacity development and a rights-based approach to planning and development.

The United Nations Development Assistance Framework (UNDAF) 2012-2018 was developed through an inclusive and participatory process under the leadership of the Government and in close consultation with civil society and development partners. The UNDAF roll-out process was complemented with discussions on how UN organizations can collectively work better and provide improved support to the Philippines. The Government's own desire and ongoing convergence initiative add strength and motivation to the UN's desire to work with the Government and deliver as one at the country level, making full use of its comparative advantages while maintaining individual UN agency mandates.

We, the Government of the Philippines and the United Nations Country Team, commit to effectively implement this UNDAF and work towards achieving the desired outcomes through a strengthened partnership and collaboration to meet national development objectives and maximize the opportunities ahead.



MR. CAYETANO W. PADERANGA, JR.
Secretary of Socio-Economic Planning
and Director-General
of National Economic and
Development Authority



DR. JACQUELINE BADCOCK
Resident Coordinator
United Nations



United Nations Country Team Declaration of Commitment

We, the members of the United Nations Country Team, are committed to plan and work closely together in order to enhance the development effectiveness in support of the priorities, plans and programmes of the Government of the Philippines, civil society and other relevant partners.

Our overarching framework for actions will be the achievement of the Millennium Declaration (MD)/ Millennium Development Goals (MDGs) and other internationally agreed treaty obligations and development goals, the Triennial Comprehensive Policy Review (TCPR) decisions, the Paris Declaration on Aid Effectiveness, and the principles of UN Reform and “Delivering as One.”

Under the leadership of the Government and in close consultation with civil society and development partners, we shall continue to put in place an inclusive and participatory process to manage the formulation and implementation of the United Nations Development Assistance Framework (UNDAF) 2012-2018 and ensuing joint implementation planning, which shall be the rallying point of the UN System in the Philippines.



Kazuyuki Tsurumi
FAO
Representative



Youqiong Wang
IFAD
Country Programme Manager




Lawrence Jeff Johnson
ILO
Director



Ovais Sarmad
IOM
Director, Manila Administrative Centre
and Chief of Mission



Brenda Pimentel
IMO
Regional Coordinator



David Carden
OCHA
Head of Office



Teresita Marie Bagasao
UNAIDS
Country Coordinator



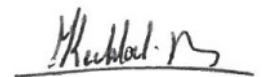
Renaud Meyer
UNDP
Country Director



Ugochi Daniels
UNFPA
Country Representative



Toshiyasu Noda
UN-HABITAT
Director
Regional Office for Asia and the Pacific



Bernard Kerblat
UNHCR
Representative




Vanessa Tobin
UNICEF
Representative



Suresh Chandra Raj
UNIDO
Representative



Stephen Anderson
WFP
Country Director and Representative



Soe Nyunt-U
WHO
Country Representative



Jacqueline Badcock

UN Resident Coordinator and UNDP Resident Representative
for and on behalf of the UN Non-Resident Agencies

Dazhu Yang

IAEA
Director, Department
of Technical Cooperation

Gary Lewis

UNODC
Regional Representative

Young Woo-Park

UNEP
Regional Director and Representative

Homayoun Alizadeh

UN OHCHR
Regional Representative

Noeleen Heyzer

UNESCAP
Executive Secretary
and Under-Secretary-General
of the United Nations

Flavia Pansieri

UNV
Executive Director

Hubert Gijzen

UNESCO
Director and Representative

Moni Pizanni

UN Women
Representative and Regional
Programme Director

Acronyms

AD	Ancestral Domain
ADB	Asian Development Bank
AECID	Agencia Española de Cooperación Internacional para el Desarrollo
AFP	Armed Forces of the Philippines
ARI	Acute respiratory infection
ARMM	Autonomous Region of Muslim Mindanao
ARV	Antiretroviral
ASEAN	Association of Southeast Asian Nations
AusAID	Australian Agency for International Development
BESRA	Basic Education Sector Reform Agenda
BFP	Bureau of Fire Protection
BLES	Bureau of Labor and Employment Statistics
BPFA	Beijing Platform for Action
CAR	Cordillera Administrative Region
CAT	Convention against Torture and other Cruel, Inhuman or Degrading Treatment or Punishment
CBD	Convention on Biodiversity
CBN/FLOL	Cost of basic needs/ Fixed level of living
CCA	Common Country Assessment
CCC	Climate Change Commission
CCT	Conditional Cash Transfer
CEDAW	Convention on the Elimination of all forms of Discrimination against Women
CERD	Convention on the Elimination of all forms of Racial Discrimination
CHED	Commission on Higher Education
CHR	Commission on Human Rights
CIDA	Canadian International Development Agency
CLUP	Comprehensive Land Use Plan
CMW	Convention on the Protection of the Rights of All Migrant Workers and Members of their Families
COMELEC	Commission on Elections
CRC	Convention on the Rights of the Child
CRPD	Convention on the Rights of Persons with Disabilities
CSC	Civil Service Commission
CSO	Civil society organisation
CSR	Cohort survival rate
CWC	Council for the Welfare of Children
C4D	Communication for development
DA	Department of Agriculture
DAR	Department of Agrarian Reform
DBM	Department of Budget and Management
DDB	Dangerous Drugs Board
DENR	Department of Environment and Natural Resources
DepEd	Department of Education
DFA	Department of Foreign Affairs
DILG	Department of Interior and Local Government
DND	Department of National Defense
DOE	Department of Energy
DOF	Department of Finance
DOH	Department of Health
DOJ	Department of Justice
DOLE	Department of Labor and Employment
DOST	Department of Science and Technology
DOT	Department of Tourism
DOTC	Department of Transportation and Communications
DPWH	Department of Public Works and Highways
DRRM	Disaster risk reduction and management

DSWD	Department of Social Welfare and Development
DTI	Department of Trade and Industry
ECCD	Early Childhood Care and Development
ENC	Essential newborn care
ENR	Environment and natural resources
EPIRA	Electric Power Industry Reform Act
EU	European Union
FAD	Foundation for Adolescent Development
FAO	Food and Agriculture Organization of the United Nations
FDA	Food and Drug Administration
FHSIS	Field Health Service Information System
FIC	Fully immunized children
FPOP	Family Planning Organization of the Philippines
GDP	Gross Domestic Product
GEF	Global Environment Facility
GFATM	Global Fund to Fight AIDS, Tuberculosis and Malaria
GIZ/KfW	Deutsche Gesellschaft für Internationale Zusammenarbeit
GIDAS	Geographically isolated and/or disadvantaged/depressed areas
GPH	Government of the Philippines
GNI	Gross national income
GSIS	Government Service Insurance System
HDI	Human development index
HDR	Human Development Report
HLURB	Housing and Land Use Regulatory Board
HUDDC	Housing and Urban Development Coordinating Council
IACGS	Inter-Agency Committee on Gender Statistics
IAEA	International Atomic Energy Agency
ICCPR	International Covenant on Civil and Political Rights
ICESCR	International Covenant on Economic, Social and Cultural Rights
ICPD	International Conference on Population and Development
ICT	Information and communications technology
IDP	Internally Displaced People
IFAD	International Fund for Agricultural Development
IHBSS	Integrated HIV Behavioral Serologic Surveillance
ILO	International Labour Organization
IMO	International Maritime Organization
IMCI	Integrated Management of Childhood Illnesses
IMR	Infant mortality rate
IOM	International Organization for Migration
IP	Indigenous People
IPP	Investment Priorities Plan
IPRA	Indigenous Peoples Rights Act
JAPI	Joint Assessment and Planning Initiative
JICA	Japan International Cooperation Agency
JIP	Joint implementation planning
KALAHI-CIDSS	Kapit-Bisig Laban sa Kahirapan- Comprehensive and Integrated Delivery of Social Services
KM	Knowledge management
KOICA	Korea International Cooperation Agency
LCP	League of Cities of the Philippines
LGA	Local Government Academy
LGPMS	Local Governance Performance Management System
LGU	Local Government Unit
LMIS	Logistics management information system
LMP	League of Municipalities of the Philippines
LPP	League of Provinces of the Philippines
LWUA	Local Water Utilities Administration
MARP	Most-at-risk population
MCW	Magna Carta of Women
MD	Millennium Declaration

MDGs	Millennium Development Goals
MeTA	Medicines Transparency Alliance
MIMAROPA	Mindoro, Marinduque, Romblon, Palawan
MinDA	Mindanao Development Authority
MISP	Minimum initial service package
MMDA	Metropolitan Manila Development Authority
MMR	Maternal mortality ratio
MNCHN	Maternal, Neonatal, Child Health and Nutrition
MOP	Manual of Operations
MSM	Males who have sex with males
MSME	Micro-, Small- and Medium-sized Enterprises
NAPC	National Anti-Poverty Commission
NASPCP	National AIDS/STD Prevention and Control Program
NBSAP	National Biodiversity Strategies and Action Plan
NCIP	National Commission on Indigenous People
NCR	National Capital Region
NEDA	National Economic and Development Authority
NER	Net enrolment rate
NGA	National Government Agency
NNC	National Nutrition Council
NSCB	National Statistical Coordination Board
NSO	National Statistics Office
NWRB	National Water Resources Board
NYC	National Youth Commission
NZAID	New Zealand Agency for International Development
OCD/NDRRMC	Office of Civil Defense/National Disaster Risk Reduction and Management Council
OCHA	Office for the Coordination of Humanitarian Affairs
OFW	Overseas Filipino Worker
OG	Outcome Group
OI	Opportunistic infection
OPAPP	Office of the Presidential Adviser on the Peace Process
OSI	Open Society Institute
OWWA	Overseas Workers Welfare Agency
PAG-ASA	Philippine Atmospheric, Geophysical and Astronomical Services Administration
PAMANA	Payapa at Masaganang Pamayanan
PCFC	People's Credit and Finance Corporation
PCPD	Philippine Center for Population and Development
PCUP	Presidential Commission for the Urban Poor
PCW	Philippine Commission on Women
PDEA	Philippine Drug Enforcement Agency
PDF	Philippine Development Forum
PDP	Philippine Development Plan
PHAP	Pharmaceutical and Healthcare Association of the Philippines
PHILHEALTH	Philippine Health Insurance Corporation
PhilPACT	Philippine Plan of Action to Control Tuberculosis
PHIVOLCS	Philippine Institute of Volcanology and Seismology
PIA	Philippine Information Agency
PKKK	Pambansang Koalisyon ng Kababaihan sa Kanayunan
PLCPD	Philippine Legislators Committee on Population and Development
PLHIV	People living with HIV
PMS	Presidential Management Staff
PNAC	Philippine National AIDS Council
PNGOC	Philippine NGO Council on Population, Health and Welfare
PNP	Philippine National Police
PNRI	Philippine Nuclear Research Institute
PNVSCA	Philippine National Volunteer Service Coordinating Agency
POEA	Philippine Overseas Employment Administration
POPCOM	Population Commission
PTCA	Parent-Teacher Community Association

PWID	People who inject drugs
RA	Republic Act
RaFPEP	Rapid Food Production Enhancement Programme
RDC	Regional Development Council
REDD	Reducing Emissions from Deforestation and Degradation
RH	Reproductive health
RHAN	Reproductive Health Advocacy Network
RMNH	Reproductive, Maternal and Neonatal Health
RuMEPP	Rural Micro-enterprise Promotion Programme
SBA	Skilled birth attendant
SC	Supreme Court
SDC	Social Development Committee
SEA-K	Self-Employment Assistance - Kaunlaran
SIDA	Swedish International Development Cooperation Agency
SO	Sub-Outcome
SSS	Social Security System
SW	Sex worker
TCPR	Triennial Comprehensive Policy Review
TESDA	Technical Education and Skills Development Authority
TUCP	Trade Union Congress of the Philippines
UNAIDS	Joint United Nations Programme on HIV/AIDS
UNCAC	United Nations Convention on Anti-Corruption
UNCCD	United Nations Convention to Combat Desertification
UN CSAC	United Nations Civil Society Advisory Committee
UNCT	United Nations Country Team
UNDAF	United Nations Development Assistance Framework
UNDAP	United Nations Development Assistance Action Plan
UNDP	United Nations Development Programme
UNDG	United Nations Development Group
UNDRIP	United Nations Declaration on the Rights of Indigenous Peoples
UNEP	United Nations Environment Programme
UN ESCAP	United Nations Economic and Social Commission for Asia and the Pacific
UNESCO	United Nations Education, Scientific and Cultural Organization
UFC	Under-five children
UHC	Universal Health Care
UNFCC	United Nations Framework on Climate Change
UNFPA	United Nations Population Fund
UN GMC	United Nations Gender Mainstreaming Committee
UNODC	United Nations Office on Drugs and Crime
UNOHCHR	United Nations Office of the High Commissioner for Human Rights
UNHCR	United Nations High Commissioner for Refugees
UNICEF	United Nations Children's Fund
UNIDO	United Nations Industrial Development Organization
UNRC	United Nations Resident Coordinator
UN Habitat	United Nations Human Settlements Programme
UN SIAP	United Nations Statistical Institute for Asia and the Pacific
UNV	United Nations Volunteers
UN WOMEN	United Nations Entity for Gender Equality and the Empowerment of Women
UPPI	University of the Philippines Population Institute
USAID	US Agency for International Development
VAW	Violence against Women
WAGI	Women and Gender Institute
WCPU	Women and Child Protection Unit
WFP	World Food Programme
WHO	World Health Organisation
WHR	World Health Report
WLB	Women's Legal Bureau
WB	World Bank
YAFSS	Young Adult Fertility and Sexuality Survey

Table of Contents

Map of the Philippines	i
Message by the Secretary of NEDA	ii
Foreword by the Resident Coordinator of the UN	iii
Joint Declaration of Commitment	iv
UNCT Declaration of Commitment	v
Acronyms	vii
EXECUTIVE SUMMARY	1
INTRODUCTION	4
Respectable gains, persistent challenges	4
A Social Contract with the Filipino People	5
UN support for national priorities	6
Cross-cutting principles	8
UNDAF RESULTS	10
Supporting inclusive, sustainable and resilient development	10
Outcome Area 1: Universal access to quality social services, with focus on the MDGs	11
S01.1 Food and nutrition security	11
S01.2 Universal health care	11
S01.3 Reproductive, maternal and neonatal health	11
S01.4 Education	12
S01.5 Social protection	12
S01.6 HIV and AIDS	12
Outcome Area 2: Decent and productive employment for sustained, greener growth	13
S02.1 Productive employment for sustainable and greener growth	13
S02.2 Decent work mechanisms	13
Outcome Area 3: Democratic governance	14
S03.1 Citizens' participation and oversight	14
S03.2 Integrity and accountability	14
S03.3 Local development planning and management	14
S03.4 Conflict prevention and peace-building	14
S03.5 Population and development	15
S03.6 Women's empowerment	15

Outcome Area 4: Resilience toward disasters and climate change	16
SO4.1 Disaster risk reduction and management	16
SO4.2 Climate change adaptation	16
SO4.3 ENR protection and conservation	16
IMPLEMENTATION AND COORDINATION	17
MONITORING AND EVALUATION	18
ESTIMATED RESOURCE REQUIREMENTS	19
ANNEXES	20
Annex 1 Status of MDGs	21
Table 1 National MDG Progress	21
Table 2 MDG Progress by Region	23
Annex 2 Summary of the Philippine Development Plan 2011- 2016	24
Annex 3 Priority Areas for Geographic Convergence	25
Annex 4 Result Matrices	26
Annex 5 Estimated Resource Requirements	79
Annex 6 The Millennium Development Goals	83
Annex 7 UNDAF Snapshot	84



© ILO/Minette Rimando

A master embroider from an indigenous peoples' group in Lake Sebu creates unique patterns and designs

Executive Summary

The Philippine economy has been described as resilient. Among others, the country withstood the recent global food, fuel and financial crises well and graduated to middle-income status at the end of 2009. Notwithstanding intermittent national political crises, capacities of local governments have steadily improved and democratic institutions have remained steadfast, upheld in large part by a vibrant and vigilant civil society.

Despite this performance, poverty reduction has been disappointing and the goals of steadily rising per-capita incomes and human development outcomes have remained out of reach. Roughly 2.6 million more people were considered income poor in 2009 than in 1991, wide sub-national income disparities exist, and Millennium Development Goal (MDG) targets relating to extreme hunger and poverty, universal primary education, and maternal and neonatal health have hardly progressed. Rapid population growth, a real productivity slowdown in agriculture, armed conflict, the persistent threat from extreme climatic events and natural disasters and, most fundamentally, deteriorating governance remain challenges needing to be effectively addressed.

Thus, inclusive growth is the development goal of the Government of the Philippines (GPH) over the next six years. Under the overarching theme of 'good governance and anti-corruption', the Philippine Development Plan (PDP) for 2011-2016 outlines strategies to create adequate employment opportunities and significantly reduce poverty and inequities, while maintaining a stable macro economy, upholding ecological integrity and advancing peace and national security. The PDP features the achievement of MDGs as an explicit target, and human rights and climate change as cross-cutting concerns.

The United Nations (UN) will support national priorities by offering assistance in developing capacities required to achieve the goals and commitments embodied in the PDP and in the various international covenants the GPH is party to. The UN will work in close collaboration with development/donor partners and stakeholders, making full use of its comparative advantages as advocate for the poor and vulnerable, as honest broker, as repository of global best practices and as enabler. UN cooperation will have equity, localisation, institution-building and governance as its strategic emphases and will be anchored on the principles of human rights, gender equality, environmental sustainability, culture and development. Capacity development will be the central thrust and main benefit of UN cooperation.

Within the above context, three objectives will drive this UNDAF.

I. Reduce inequities in and improve access to quality social services and to opportunities for decent, productive and sustainable livelihoods for the poor and vulnerable. The poor require good health and knowledge in order to create or seize opportunities for a better life. Yet key social services relating to nutrition, maternal and neonatal health, universal primary education, safe water, and HIV and AIDS have not been adequately supplied. Further, the low quality of employment keeps many poor people in poverty. The UN will work to strengthen the capacities of national and local duty bearers and stakeholders to deliver quality social services and of the poor and vulnerable to access those services. It will also support national and local efforts to enhance employment opportunities for vulnerable groups, while addressing environmental sustainability, decent work and gender concerns.


II. Promote accountability, ensure rights and enable the meaningful participation of the poor in all aspects of governance. Protecting rights and achieving meaningful democratic governance will require work on a variety of complementary fronts. Among these are the establishment, activation or strengthening of citizens' participation and oversight mechanisms at both national and local levels; the deepening of community and people's organisations' capacities to leverage these mechanisms; the mainstreaming of peace-promoting principles in national and local policies and plans; and, the

full articulation and implementation of population and other critical legislation. The UN will engage in these fronts and work to strengthen the capacities of claimholders and duty bearers to promote human rights, inclusivity, integrity, accountability and the rule of law in governance.

III. Strengthen national and local resilience toward threats, shocks, disasters and climate change.

With two-thirds of its population dependent on the environment for sustenance, the country cannot afford to ignore the state of its environment, natural resources base and biodiversity nor the anticipated effects of climate change. The UN will help strengthen institutions and the adaptive capacities of vulnerable communities and ecosystems toward threats, shocks, disasters, and climate change by supporting the incorporation of disaster-risk management, climate-change adaptation, and environment and natural resources (ENR) conservation measures in community, sectoral and national plans and by building the necessary competencies and capacities to implement these measures.

Four outcomes and seventeen sub-outcomes have been identified for this UNDAF requiring an estimated USD 376 million worth of resources over the 2012 to 2018 period. About one-fifth of this total amount is anticipated to come from regular UN resources. The balance is to be sourced from counterpart cost-sharing arrangements and third-party donations.

Learning from previous UNDAF cycles and consistent with the principles of UN reform, Delivering as One and the Paris Declaration on Aid Effectiveness, the UN will promote national ownership of initiatives through the systematic support of, and alignment with, national strategies, programmes and institutions. It will put in place inclusive and participatory management processes, including joint coordination and oversight mechanisms with Government. Maximum effectiveness and minimum transaction costs between and among UN agencies and partners will also be pursued through geographical convergence, among other mechanisms. Results-based management principles will be employed. 

Respectable gains, persistent challenges¹

The Philippine economy has been described as resilient. Despite the global food and fuel crises, gross domestic product (GDP) peaked at 7.1 percent in 2007 and continued to grow at 3.8 percent in 2008. The country was much less affected by the global financial debacle as compared to other countries: GDP slowed to 1.1 percent in 2009 but recovered to 7.3 percent in 2010, bucking all estimates². At the end of 2009, the Philippines graduated to the rank of ‘lower Middle-Income Country,’ which implies less reliance on aid and greater capacity to shape its own development.

The performance of the Philippines in human development has also been respectable. It is classified as a medium-HDI country and is ranked 97th out of 169 countries (HDR 2010), a ranking that is twelve notches higher than its GNI per-capita rank, thus signifying a relatively strong capacity for leveraging its incomes for human development outcomes. After twenty years of martial rule and a ‘people power’ revolution in 1986, democratic institutions have been preserved by a vibrant and vigilant civil society. The capacities of local governments have steadily improved since the devolution of key expenditure and revenue-generating powers to provincial/city and municipal governments in 1991.

Notwithstanding these gains however, the country has been unable to reach its per-capita income and human development goals. The latest Country and Asia-Pacific MDG progress reports indicate that targets pertaining to extreme hunger and poverty, universal primary education, and maternal and neonatal health are unlikely to be met in 2015 unless efforts towards these goals are substantially increased³. The record over the longer term also shows that the country’s campaign against poverty has been unsuccessful:

there are roughly 2.6 million more income poor people in 2009 than in 1991⁴ and wide sub-national disparities in both incomes and human development outcomes continue to exist.

The role that rapid and unmanaged population growth played in the persistence of income and human poverty is significant. With close to 100 million people and a population growth rate that is one of the highest in Asia, the population pressure has exacerbated poverty and fueled rapid urban population growth, overseas labour migration, and unprecedented environmental degradation. The inability of households to freely manage their fertility has severely affected women and children, as indicated by compromised nutrition, health and education achievements at the micro levels. The country’s biodiversity, considered a global resource, is under severe threat from population pressure, over-exploitation, and pollution.

Fiscal constraints, food insecurity, poor governance, and armed conflict have also been continuing challenges. The critical



Local people’s organization member making a basket from natural and sustainable raw materials on Samar Island as part of a community-based handicrafts project.

¹ Based on Complementary Country Analysis Synthesis Paper, 30 September 2010

² Remittances from Overseas Filipino Workers (OFWs) and diasporas, which progressively peaked over the last 10 years, significantly cushioned the country from the effects of the global financial crisis.

³ Refer to Annex 1 which summarizes MDG progress at national and sub-national levels.

⁴ Estimate based on new official poverty statistics reconstructed back to 1991 using a consistent methodology (released 8 February 2011 and available at http://www.nscb.gov.ph/poverty/2009/table_2.asp), and assuming a 1991 population of about 62.1 million.



Members of indigenous people's groups in Isabela City in Basilan pledge to contribute to poverty eradication during the 2009 Global Stand Up campaign, which earned for the Philippines a place in the Guinness Book of World Records and a special citation at the 2010 MDG Summit.

fiscal constraint to growth has been weak revenue generation, specifically, the national government's poor and even deteriorating tax effort. Inadequate investment in rural infrastructure and appropriate technology, the slow development of labour-intensive industries and agri-based enterprises, questionable rice self-sufficiency policies and weak sector governance have, among others, caused a real productivity slowdown in agriculture and the rural sector. Governance, as measured by the World Governance Indicator percentile rankings, has deteriorated since 1996, reflecting political instability, corruption, decreasing regulatory quality and continuing episodes of human rights violations⁵. The Philippines is home to two of the world's longest running armed conflicts – the Moro and Communist insurgencies – and the ancestral domain struggle continues to be a primary source of 'unpeace' in indigenous peoples territories.

Finally, extreme climatic events and natural disasters are a persistent threat. The Philippines is the second largest archipelagic state in the world and is located within the typhoon belt of the Western Pacific and on the northwestern fringes of the Pacific Ring of Fire. Climate change is expected to cause increased weather turbulence, flooding and prolonged droughts,

intensifying risks to agricultural production, food security and vector-borne diseases and greatly exacerbating the already-fragile socioeconomic conditions of the country. The poor, most of whom live in rural communities or along the coasts of the country's more than 7000 islands, are especially at risk because of their strong dependence on natural ecosystems.

Moving the country to a higher and robust growth path, sharpening the response of poverty reduction to growth, ensuring food security, and building resilience toward natural disasters and climate change will require strong and stable economic fundamentals and political institutions. This means critical reforms and investments in tax administration, transport, energy and irrigation infrastructure, science and technology, natural resource management, urbanization management, and public sector accountability mechanisms. A sound population development policy, accompanied by a well-targeted reproductive health programme, and improved access of the poor to land, finance and human capital investments will also be required. Building resilience toward disasters and climate change will require developing the capacities of local, national and sectoral institutions to mainstream disaster-risk reduction and 'climate-proof' development policies, programmes and projects.

A Social Contract with the Filipino People

President Benigno S. Aquino III was elected to office in May 2010 with the largest presidential-election plurality since 1986. His platform, embodied in *A Social Contract with the Filipino People*⁶ and summarized under the banner 'No Corruption, No Poverty', envisioned a country with "(1) A re-awakened sense of right and wrong, through the living examples of our highest leaders; (2) An organized and widely-shared rapid expansion of our economy through a government dedicated to honing and mobilising our people's skills and energies as well as the responsible harnessing of our natural resources; (3) A collective belief that doing the right thing does not only make sense morally, but translates into economic value as well; and (4) Public institutions rebuilt on the strong solidarity of our society and its communities." The social contract called upon every Filipino to make choices towards "doing the right

⁵ Violations by both state and non-state actors, as noted by the UN Committee against Torture in its 42nd session, May 2009.

⁶ Publicly released on 28 November 2009 and available at <http://www.gov.ph/the-republic/the-president/benigno-simeon-cojuangco-aquino-iii/platform-of-government/> (accessed 30 December 2010).

things, giving value to excellence and integrity and rejecting mediocrity and dishonesty” and specified changes leading to transparent and accountable governance, empowerment of the poor and vulnerable, sustained peace, justice, and security, and the maintenance of the integrity of natural resources.

The Philippine Development Plan for 2011-2016, “In pursuit of inclusive growth”, is the direct translation of the Social Contract and intends to create adequate employment opportunities and significantly reduce poverty and inequities⁷. Under the overarching theme of ‘good governance and anti-corruption’, three broad strategies will be employed to achieve inclusive growth: (i) Attaining a high sustained economic growth through a stable macroeconomic environment, rapid growth of industry, investments in infrastructure (especially electricity, transport, water, irrigation, and solid waste management), minimising corruption and enforcing the rule of law; (ii) Providing equal access to development opportunities by investing in human capital, especially in education, health, and other basic social services, and leveling the playing field to improve access by all Filipinos to infrastructure, credit, land, technology, and other productive inputs, and (iii) Formulating effective social safety nets to ensure both the protection and the promotion of extremely vulnerable groups. The Plan also features a greater focus on climate change, disaster-risk reduction, and human rights.

The MDGs will be an explicit target of the PDP and will be integrated into all sectoral plans. Greater effort will be given to spurring progress in the lagging MDGs — especially poverty, education, and maternal and reproductive health — and to closing large spatial disparities. A national slum-upgrading strategy will also be formulated and implemented. The Eastern Visayas, the small island provinces of MIMAROPA, and the Autonomous Region of Muslim Mindanao (ARMM) – the site of the decades-old Moro insurgency – and other regional laggards will receive special attention. The Government is committed to ending the armed conflict in ARMM and in other regions.



A man carves a piece of marble on demand for a customer in Romblon Town, Romblon Province.

The Government recognises the need for the continuing support of development partners in the process of implementing a more responsive development plan. Such support is needed to strengthen official monitoring and evaluation systems, including the Philippine Statistical System, so that available information can be made more responsive to the needs of both development planners and the general public.

UN support for national priorities

The UN will contribute to the achievement of Philippine national goals by focusing on developing capacities required by the PDP and its corresponding sectoral, sub-sectoral, thematic and geographic programmes and strategies. It will also help the Government of the Philippines fulfill its commitments with respect to the Millennium Declaration, human rights instruments and Plans of Action adopted in UN conventions⁸.

⁷ 28 March 2011 presentation of the Director-General to the NEDA Board. Annex 2 presents an outline of the PDP 2011-2016.

⁸ Key conventions, human rights instruments and plans of action include the International Covenant on Civil and Political Rights, International Covenant on Economic, Social and Cultural Rights, Convention on the Elimination of all forms of Racial Discrimination, Convention on the Elimination of all forms of Discrimination Against Women, Convention Against Torture and other Cruel, Inhuman or Degrading Treatment or Punishment, Convention on the Rights of the Child, Convention on the Protection of the Rights of All Migrant Workers and Members of their Families, UN Framework Convention on Climate Change, Convention on Biodiversity, Agenda 21, International Convention for the Protection of All Persons from Enforced Disappearance, Convention relating to the status of Stateless Persons, Convention on the Rights of Persons with Disabilities, the Declaration of High Level Conference on World Food Security, International Conference on Population and Development, the Beijing Plan of Action, ILO conventions (e.g. on rights at work, non-discrimination, child labour, migration and indigenous peoples), Declaration of Commitment on HIV/AIDS. A more detailed list of relevant international instruments is found under the result matrices in Annex 4.

In supporting national priorities, the UN will work in close collaboration with development and donor partners and stakeholders, making full use of its comparative advantages identified in consultation with partners and stakeholders. Specifically, the UN will leverage its strengths as (i) an advocate for the poor and vulnerable, working for the realization of human rights, MDGs, global norms and standards; (ii) an honest broker towards intersectoral and multi-level consensus and partnerships on sensitive issues and for humanitarian responses; (iii) an innovator and repository of global best practices and knowledge on complex development issues, and (iv) an enabler, supporting capacity development of duty bearers and claimholders.

Learning from previous UNDAF cycles, the UN will also promote national ownership of development initiatives through systematic support of, and alignment with, national strategies, programmes and institutions. Maximum effectiveness and minimum transaction costs will be pursued through the joint determination of geographical areas of convergence and coordination and the use of a common Results Matrix to monitor agency accountabilities, among other mechanisms.

UN cooperation as embodied in the third UNDAF will thus have equity, institutions, and localisation and geographic convergence as its strategic emphases.

Equity. As earlier described, disparities in incomes and human development outcomes have to do with the uneven spread of growth and with disparities in the capacities of households

and communities to access that growth. The Government of the Philippines' pursuit of inclusive growth will require productivity investments in infrastructure, science and technology, inclusive and coherent urban governance, agrarian reform and rural finance, universal access to education, health, and family planning services, and more effective and targeted social protection mechanisms. The UN, with its human rights-based lens, its experience at the community level, and access to global best practice, is uniquely positioned to contribute to the attainment of the equity element of this pursuit.

Institutions. Weak institutions have been a major constraint to progress. Failures in coordination, the rule of law, and in transparency and accountability need to be addressed if the Philippines is to effectively and sustainably achieve its development goals. As honest broker and innovator, the UN is uniquely positioned to support and facilitate efforts to strengthen multi-level governance mechanisms and enable partners and claimholders to leverage these mechanisms. The UN's knowledge base with respect to monitoring, financing and localising MDGs, human rights, and climate change adaptation will also be a key contribution. Emphasis on institution-building and governance, rather than on direct service delivery, is consistent with the Philippines' new status as a lower middle-income country.

Localisation and geographic convergence. While an enabling environment at the national level is critical, local government units (LGUs), on their own and in cross-border collaboration with one another, are at the frontline of poverty alleviation, employment creation and human development. Moreover, geographic convergence is key to the organisational pursuit of "Delivering as One" towards greater coherence and efficiency. Priority convergence areas identified for this UNDAF are selected provinces in Mindanao with a special focus on ARMM, a laggard in all MDGs; the disaster-prone and climate change-adaptation regions of Bicol, the Cordillera Administrative Region (CAR), and Central and Eastern Visayas; and, the country's major urban conglomerates – Metro Manila, Metro Cebu and Metro Davao. The three metropolitan areas account for roughly 36 percent of the country's gross regional domestic product, about 46 percent of informal settler households⁹, and are highly vulnerable to the impact of climate change.



Mothers from an urban resettlement area in Navotas receive orientation on the MDGs during a maternal and child health clinic on the International Day for the Eradication of Poverty.

⁹ Or 254,828 out of 550,771 informal settler households based on 2000 and 2007 data of the National Statistics Office.



©ILO/Mimette Rimando

A mother avails free vaccine for her baby as part of the local government's social security and social protection programme during the economic crisis.

While the identification of priority convergence areas will not preclude individual UN agencies from working in other areas, operational convergence will be encouraged through the use of a common set of criteria for the geographic targeting of programmes. The criteria include high inequity and low probability of achieving the MDGs, national government priority and LGU commitment/absorptive capacity, current UN presence and presence of development partners, and security and accessibility¹⁰.

All told, the theme of UN support under this third UNDAF is “Supporting inclusive, sustainable and resilient development.” Under this theme, three objectives will be pursued:

1. Reduce inequities in and improve access to quality social services and to opportunities for decent, productive and sustainable livelihoods;

2. Promote accountability, ensure rights, and enable the meaningful participation of the poor and vulnerable in all aspects of governance; and
3. Strengthen national and local resilience toward threats, shocks, disasters and climate change.

Cross-cutting principles

In addition to the three objectives that guide the UNDAF, a set of five cross-cutting principles have also been applied to the formulation of the Framework. The application will continue at all levels of UNDAF programming¹¹:

Human rights, considered the bedrock requirement for the realisation of development and a principal objective of the UN. The UNDAF adopts a human rights-based approach

¹⁰ Annex 3 provides information on the priority areas for geographic convergence.

¹¹ This section draws heavily from *How to Prepare an UNDAF Part II, Technical Guidance for UN Country Teams*, January 2010, UNDG.

that recognises human beings as rights-holders and establishes obligations of duty bearers as articulated in key international conventions and instruments; focuses on discriminated and marginalised groups; aims for the progressive achievement of all human rights; and, gives equal importance to the outcome and the process of development.

Gender equality. Achieving gender equality and eliminating all forms of discrimination against women are at the heart of a human rights-based approach. They are supported in this UNDAF through both targeted gender-specific interventions (e.g. gender parity education objectives for boys under Outcome 1; women's empowerment objectives under Outcome 3); and gender mainstreaming (e.g. the systematic collection of sex-disaggregated data in all activities and gender analysis to determine the different ways in which females and males experience development challenges and inequality), guided by the country's Magna Carta of Women (R.A. 9170) and the UN Convention on the Elimination of all forms of Discrimination Against Women as overarching frameworks.

Environmental sustainability, a critical determinant of a nation's overall well-being and survival. Increased national capacity and political will are required to deal with the substantial risks faced by the environment. Climate change is exacerbating these risks and pressures, posing additional challenges

to development. Environmental sustainability is mainstreamed in the UNDAF through provisions that seek to reduce potential harm to the natural resource base and conserve biodiversity, among others.

Culture and development. Culture is a source of identity and innovation and a tool for social cohesion and lasting peace. However, culture is often overlooked in development planning, often leading to inappropriate, non-sustainable solutions and, in the extreme, to conflict. The UNDAF endeavours to mainstream the cultural dimension of development, capitalising on UN experiences in applying culture-sensitive programming approaches, including the development and use of culturally appropriate technology, the conservation of endangered cultural sites, practices and expressions, and the management of cultural change.

Capacity development at individual, institutional and societal levels. If human development is the increase in the capacity to do and to be, then capacity development cannot be overemphasised. Capacity development will be the central thrust and main benefit of UN cooperation. Consistent with a human rights-based approach, the UNDAF will pursue capacity development in policy analysis and design, in coordination and consensus building, in results-based management, and in knowledge acquisition and networking to help rights-holders claim their rights and duty bearers meet their obligations. 🌐



Mangrove rehabilitation and replantation in disaster-prone coastal areas can help protect communities and villagers from storm surges and flooding.

Supporting inclusive, sustainable and resilient development

The third UNDAF was formulated through an iterative process of analysis, consultation, validation and drafting participated in by government, donor partners and civil society organisations. It represents the first time the UN Country Team is aligning its programmatic processes with the national planning cycle of the Philippine Government, and synchronising the delivery of its support with the implementation of the country's PDP.

Based on the previously highlighted objectives and cross-cutting principles, the UNDAF has identified four outcome and seventeen sub-outcome areas on which support will be concentrated:


•*Outcome 1: Universal access to quality social services, with focus on the MDGs.* Sub-outcome areas are food and nutrition security; universal health care; reproductive, maternal and neonatal health; education; social protection; and, HIV and AIDS. Food security measures and social protection components are also found under Outcomes 2 and 4.

•*Outcome 2: Decent and productive employment for sustained, greener growth.* Sub-outcome areas are productive employment for sustainable and greener growth and decent work mechanisms.

•*Outcome 3: Democratic governance.* Sub-outcome areas are citizens' participation and oversight, integrity and accountability, local development planning and management, conflict prevention and peace-building, population and development, and women's empowerment.

•*Outcome 4: Resilience toward disasters and climate change.* Sub-outcome areas are disaster-risk reduction and management, climate change adaptation, and environment and natural resources protection and conservation.

Proposed 'areas of interest' within each sub-outcome area revolve around the sharpening of policy frameworks, plans and mechanisms; the strengthening of capacities of duty bearers to deliver on their obligations and claimholders to assert their rights; and, knowledge management. In addition, the UNDAF will, for the first time, promote the application of scientific knowledge and technology, including information and communications technology (ICT) and biotechnology, as key drivers for achieving goals in poverty alleviation and inclusive growth and for addressing pressing global challenges such as those associated with climate change, water scarcity, biodiversity loss, and food and energy sufficiency. It will adopt communication for development (C4D), which involves the use of mass media, new social media, and diverse non-mediated communications processes, as a strategy to enhance effective claimholder participation, advocate for and create better policy environments towards people-centric development¹². It will promote the participation of civil society in the development process: as stakeholders, advocates and service volunteers upholding volunteerism (*bayanihan*) for peace and development¹³. Emphasis is on collective responsibility and ownership as well as harnessing collective knowledge, experience and expertise for capacity development. Public-private partnerships as a delivery mechanism and tool for development will also be encouraged.

The UNDAF is a 'living' document intended to help ensure the ongoing alignment of UN support with national priorities and programmes, inter-UN agency coordination in the various areas of interest, and UN accountability to donor partners and stakeholders. 

¹² Consistent with UN General Assembly Resolution 51/172, C4D in the UNDAF means providing access to information, facilitating two-way communication that enables dialogue and allows communities, especially the marginalised, to speak out, express their aspirations and participate in decisions that relate to their own development. UNDAF recognises that a free, independent, pluralistic and accountable media system is needed for C4D to make a difference.

¹³ *Bayanihan* is an innate Filipino value which highlights the Filipinos' concern and desire to be of help or service to others. UN General Assembly Resolution 56/38 acknowledges the importance of volunteerism for development as does the Volunteer Act of 2007 (Republic Act No. 9418).

OUTCOME AREA 1¹⁴

Universal access to quality social services, with focus on the MDGs

The poor and vulnerable will have improved access to and utilisation of quality social services, with focus on the MDGs least likely to be achieved.

Sub-outcome Areas

- 1.1 Food and nutrition security
- 1.2 Universal health care
- 1.3 Reproductive, maternal and neonatal health
- 1.4 Education
- 1.5 Social protection
- 1.6 HIV and AIDS

Good health and knowledge are indispensable for the poor to create or seize opportunities for a better life. Yet the country has not adequately delivered on key social services relating to the eradication of hunger, the reduction of maternal and neonatal mortality, the achievement of universal primary education, the provision of access to safe water, and the arrest of the spread of HIV and AIDS. This outcome area strives for universal and improved access to quality social services by seeking to strengthen the capacities of national and local duty bearers and stakeholders to deliver quality social services and of the poor and vulnerable to access those services.

1.1 Food and nutrition security

The Philippines is one of 36 highest-burden countries in the world in terms of malnutrition and all its regions have been unable to reduce the prevalence of malnutrition for children under five. Inadequate household incomes and inappropriate macroeconomic food supply policies are underlying factors, but a comprehensive approach to food and nutrition security must also address household and individual level issues such as care and feeding practices, food quality and quantity, including micronutrient fortification and supplementation, health services, water and sanitation. To increase the number of poor and vulnerable people with adequate access to food and nutrition, UN support will involve strengthening national and local capacities in food and nutrition surveillance, formulating and practising hunger mitigation strategies, promoting infant and young child feeding practices, and managing acute malnutrition. The UN will also support targeted initiatives to increase household food production and post-production capacity, improve agricultural and aquatic productivity (also under SO2.1 and Outcome 4), and expand the availability of nutritious food and food supplements to food-insecure households and individuals.

1.2 Universal health care

Addressing a fragmented health system is key to realising health-related MDGs. Fragmentation occurred after devolution and is characterised by, among others, ambiguity among national, regional and local actors as to the operational delineation of health services, weak integration between public health and hospital programmes, and inadequate health service networking and referral system. The Government's Universal Health Care "shall be directed towards ensuring the achievement of the health system goals of better health outcomes, fair health financing and responsive health system by ensuring that all Filipinos, especially the disadvantaged groups, have equitable access to quality health care" [Chapter 8, PDP 2011-2016]. The UN will collaborate in strengthening health systems at strategic points, including strengthening capacities in the development and implementation of essential health service packages, in the monitoring and implementation of a health financing strategy supportive of universal health care, in the engagement of civil society/basic sectors and the utilisation of public-private partnerships, and in national and local level information management.

1.3 Reproductive, maternal and neonatal health

Notwithstanding the preceding sub-outcome, support for increasing access to and utilisation of high-quality reproductive, maternal and neonatal health (RMNH) services by women and their neonates, young people and men will receive special emphasis under this UNDAF. The Philippines is one of 68 countries accounting for 95 percent of all maternal and child deaths in the world and there has been no notable decrease in maternal or neonatal mortality during the last several years. The inability to achieve notable reductions is due to a combination of factors that include high fertility, difficult access to modern and more effective contraception, increasing

¹⁴ Result matrices for each Outcome Area are presented in Annex 4.

teenage pregnancies, poor maternal education and nutrition, and limited access to a continuum of services by skilled health personnel especially during emergency obstetrics care. UN support will involve improving the availability of quality RMNH and sexual gender-based service delivery and referral services, strengthening community support systems on RMNH, and strengthening RMNH logistics management information systems.

1.4 Education

Only a third of young children have access to early childhood education. Almost 53 percent of all the six-year-olds do not enter the formal school system (and those who do begin dropping out before grade 3) and boys are lagging behind girls on all education outcomes. Identified problems from the supply side include the shortage of human, technical and material resources, the choice of language of learning, coordination failures, natural disasters and armed conflict; and, from the demand side, poor health and nutrition, child labour pressures due to poverty, violence and discrimination, and the long distances to learning centres and schools. The role played by rapid population growth is also critical.

UN support will be framed by the government's Basic Education Sector Reform Agenda and will seek to improve access to quality Early Childhood Care and Development, basic education and training, especially for disadvantaged children and youth, with gender parity. Priority interventions will assist government in pursuing an equity-focused approach while at the same time promoting rights-based and knowledge-based education. This means education will address the holistic development of the child and enhance the use of both indigenous methods and the latest scientific innovations. Support will also be directed at improving the capacity of the education system to address barriers to achieving the education MDGs and scale-up tested innovations, developing joint mechanisms among basic education and social protection stakeholders, and developing integrated school-community monitoring and evaluation systems.


1.5 Social protection

Achieving the MDGs will require interventions to directly address the needs of the poorest and to prevent members of vulnerable groups from falling into poverty following community-wide or household-specific shocks. This motivates policies and programmes that seek to reduce

poverty and vulnerability and enhance the social status and rights of the marginalised by promoting and protecting livelihood and employment, protecting against hazards and sudden loss of income, and improving people's capacity to manage risks¹⁵. The Pantawid Pamilyang Pilipino Program (4Ps) is one of the Government's key social protection programmes that provides conditional cash grants to poor households to improve their health, nutrition and education, particularly of children aged 0-14. It aims to alleviate poverty in the short term while investing in the poor's human capital with the purpose of helping them break out of the intergenerational cycle of poverty. It is a strategy to achieve five MDGs with equity.

The UNDAF will support social protection initiatives including the cash transfer programme and the KALAHÍ-CIDSS¹⁶ initiative through an array of capacity-strengthening activities involving duty bearers, participating parents and other stakeholders. Other social protection programmes to prevent and protect women and children from abuse, exploitation and violence (see also SO1.3), to support vulnerable workers (under SO2.2), and to strengthen social insurance (under SO1.2 and SO4.1), will also be supported.

1.6 HIV And AIDS

Although the number of reported HIV infections is relatively low, the rate of increase of reported new infections and the incidence of these new infections is of great concern. Five new infections were reported per day during the first half of 2010, up from just one case per day in 2007, with the youth accounting for one-third of new cases. Despite a law (R.A. 8504) mandating a national response, an integrated and comprehensive approach to HIV prevention and control has yet to be defined. As a result, programmes are left unfunded or under-funded and available funds are poorly invested. The UN will continue to work with institutions for a rights-based response to HIV and AIDS and will support the formulation of normative guidelines and standards for HIV prevention, treatment, care and support services for key populations; a legislative agenda to identify gaps, remove discriminatory elements, and reconcile conflicting laws and policies; the strengthening of national and local AIDS response capacities; and the strengthening of information and monitoring and evaluation (M&E) systems for evidence-informed policymaking. Workplace interventions on HIV and AIDS will also be undertaken (through SO2.2). 

¹⁵Social protection measures include four components, namely labour market programmes, social insurance, social welfare and social safety nets (see NEDA-SDC Resolution No. 1, Series of 2007). UNDAF Outcome 2 covers labour market programmes and Outcome 4 includes crop insurance.

¹⁶Kapit-Bisig Laban sa Kahirapan-Comprehensive and Integrated Delivery of Social Services (KALAHÍ-CIDSS) is the Philippine government's flagship poverty-alleviation project implemented by the Department of Social Welfare and Development through the financial support of the World Bank.

OUTCOME AREA 2

Decent and productive employment for sustained, greener growth

More men and women will have decent and productive employment for sustainable, inclusive and greener growth.

Sub-outcome Areas

- 2.1 Productive employment for sustainable and greener growth
- 2.2 Decent work mechanisms


Poverty in the Philippines is associated primarily with the low quality of employment rather than with the lack of employment per se. As a necessary condition for sustained, inclusive and greener growth, this outcome seeks to expand and enhance the space for vulnerable groups – women, youth, the working poor, the vulnerably employed, migrants, indigenous peoples, and persons with disabilities – to access productive, decent and sustainable employment. The UN will support inter-linked objectives at both national and local levels relating to agriculture, natural resources management, industry and services, which will enable the enhancement of employment opportunities for targeted groups, while addressing environmental sustainability, decent work and gender concerns.

2.1 Productive employment for sustainable and greener growth

The UN will work with development partners to ensure that national and local government plans and policies incorporate employment

strategies for vulnerable groups, sustainability concerns and environmental safeguards, and that capacities to utilise local resources and to develop key industries in line with these plans are strengthened. Support will also be directed at strengthening the capacities of agricultural, agrarian reform, upland and coastal communities to develop and expand micro, small and medium enterprises in productive and environmentally sustainable ways, generate green jobs, access financial resources and new technologies, and market goods and services locally and globally. Special attention will be given to improving the level of financial literacy and entrepreneurial capacities of migrants and their extended families as well as improving LGU mechanisms for tapping remittances and channeling them into identified growth sectors. Improving knowledge management through the collation and dissemination of information on government interventions, best practices and technologies will also be supported.

2.2 Decent work mechanisms

The generation of decent and productive jobs has to take place in the context of environmentally sustainable economic growth. However, other measures are needed to ensure decent work for all in both the private and public sectors, including Overseas Filipino Workers. The UN will support efforts to strengthen the legislative framework for decent and productive employment; improve mechanisms and capacities for the enforcement of labour rules and standards; improve capacities for social dialogue and dispute resolution; assist employers to comply with occupational health and safety standards; improve the provision of services to returning, exploited and trafficked migrants; eliminate or reduce child labour practices; and increase the access of vulnerable workers to social protection programmes. 



Weavers from an indigenous peoples' group in Lake Sebu rub nuts on the wood to make the T'nalak

OUTCOME AREA 3

Democratic governance

Capacities of claimholders and duty bearers will have been strengthened to promote human rights, inclusivity, integrity, accountability and the rule of law in governance.

To foster democratic governance, the UN has supported reforms in the arenas of justice and human rights, which focused on sustained and harmonised reform in the pillars of the criminal justice system; public administration, which emphasised administrative reforms, anti-corruption measures, and capacity building for national and local bureaucracy; and political development, which focused on the enhancement of democratic political institutions, such as the legislative and electoral processes. UN activities in this outcome area will extend and deepen earlier support.

3.1 Citizens' participation and oversight

Ensuring citizens' rights and achieving social reform will require improving the capacities of the poor and disadvantaged to engage meaningfully in the preparation, implementation and monitoring of state policies and plans and in leveraging 'voice' and accountability mechanisms, including electoral processes and the media. The UN will support initiatives to strengthen national and local policies and mechanisms on citizens' participation and representation, to promote electoral and political reforms in support of citizens' rights, to provide continuing political education and capacity building of community organisations and people's organisation networks, and to develop knowledge management tools for sustained political advocacy. Initiatives to protect the rights and strengthen the capacities of indigenous peoples and to promote access to protection of rights, basic services and registration of stateless persons will also be supported.

3.2 Integrity and accountability

The GPH has committed itself to combating corruption at every level through legal, regulatory and judicial reforms and establishing a new culture of transparency and accountability in public service. While much progress has been made, much remains to be done to ensure compliance with principles contained in the UN Convention on Anti-Corruption (UNCAC) and other UN conventions and treaties on human rights, gender and crime. The UN will support initiatives to establish or strengthen

integrity, accountability and human rights measures and mechanisms in the political system, the pillars of justice, in public finance and in the key service sectors. Areas of interest will include programmes to promote political reforms, enhance capacities of oversight bodies and networks of civil society organisations, strengthen networks of learning-resource institutions to promote integrity and accountability, promote mechanisms for monitoring duty bearer compliance with social contracts and other similar knowledge management initiatives.

3.3 Local development planning and management

Although localisation and inter-LGU collaboration will be embedded as a strategy in all sub-outcomes, support for development planning and management capacity building at the local levels is highlighted in this sub-outcome. The UN will work with LGU leagues, academe, relevant agencies and other groups to improve the quality of local development planning, budgeting, and policymaking, with special attention paid to comprehensive development plans, land use plans, localised codes and IRRs and the integration of human rights, child protection, gender, and other cross-cutting concerns. Support will also be provided for the full activation of local development councils, special bodies and other multi-stakeholder structures, the design of local governance mechanisms for UN convergence areas in Metro Manila, Metro Cebu and Metro Davao, and continuing education of local leaders and other local capacity-development and knowledge-management initiatives.

3.4 Conflict-prevention and peace-building

The UN has long supported conflict prevention and peace-building through emergency relief and recovery, longer term development assistance, or both. Specifically, it has sought to strengthen local capacities in early recovery, small-arms reduction, disarmament and demobilisation, as well as in building a secure and peaceful environment, especially for the poor and marginalised. In this UNDAF, the UN will continue to provide support

Sub-outcome Areas

3.1 Citizens' participation and oversight

3.2 Integrity and accountability

3.3 Local development planning and management

3.4 Conflict prevention and peace-building

3.5 Population and development

3.6 Women's empowerment



Group of youth playing off the coast of Port Barton, Palawan. Nearly half of the population in the Philippines today is under the age of 19.


be the only middle-income Asian country without a comprehensive reproductive health law or active population policy. Population status is a result as well as a factor of development and, addressing poverty, land degradation, climate change and other challenges, while sustaining economic growth, requires an evidence-based understanding of population dynamics, trends and unmet population needs. The need for an active population policy that promotes informed choice and integrates population issues and dynamics into development policies and programmes at all levels of governance provides the framework for UN support. This will involve capacitating families, local communities and local governments, and national and local legislators in population policy and programme development, advocacy, implementation, and monitoring, including the management of urban-rural migration and the productive reintegration of overseas migrants/Filipino workers. It will also involve technical support for demographic data collection, analysis, dissemination and utilisation, including the monitoring of international migration flows and identification of stateless persons, so that government plans and policies are more responsive to population needs, trends and emerging issues.

in aid of the national peace process and the PAMANA program¹⁷. This will include support for mainstreaming peace-promoting principles into national and local plans, policies and programmes; promoting participatory conflict prevention, management and resolution mechanisms; enhancing capacities to protect human rights and provide access to justice in conflict areas; building resilience in vulnerable communities through early recovery initiatives and other community development activities; developing prevention, response and monitoring mechanisms for the protection of women, children, IPs, internally displaced persons (IDPs) and other vulnerable sectors in armed conflict; security sector reform to ensure professionalism and respect for human rights; and establishing a broadened peace constituency.

3.5 Population and development

Despite the well-established link between population and poverty, the Philippines continues to

3.6 Women's empowerment

In August 2009, a major milestone for women's empowerment was achieved with the approval of the Magna Carta of Women (MCW), a comprehensive women's rights law. The MCW seeks to eliminate discrimination against women and represents a national version of the UN Convention on the Elimination of all forms of Discrimination Against Women (CEDAW). To help enable the MCW's full implementation, the UN will support efforts to amend laws containing provisions that conflict with the MCW; to increase capacities of NGAs and LGUs to implement the MCW; to increase capacities of civil society organisations to advocate the full implementation of the MCW; and to strengthen the MCW monitoring and evaluation system. The implementation of the MCW is also a guiding framework for each sub-outcome in this UNDAF. 

¹⁷The Payapa at Masaganang Pamayanan or PAMANA program promotes peaceful and prosperous communities as a complementary track to the primary task of ending armed conflict and achieving peace.

OUTCOME AREA 4

Resilience toward disasters and climate change

Adaptive capacities of vulnerable communities and ecosystems will have been strengthened to be resilient toward threats, shocks, disasters, and climate change.

With two-thirds of its population dependent on the environment for sustenance, the country can ill-afford to ignore the state of its environment, natural resources base and biodiversity, or the anticipated effects of climate change. Climate change presents a particular challenge to the Philippines, with its more than 7000 islands, most of its populace located along the coast, and the anticipated transplants, infrastructural changes, vector-borne diseases, and disruptions to food production and livelihoods. The objective of this outcome is straightforward: to ensure community and livelihood resiliency by supporting the incorporation of disaster-risk reduction and management, climate change adaptation, and ENR conservation measures into community, sectoral and national plans.

4.1 Disaster-risk reduction and management

The Philippines has traditionally been affected by extreme weather events. At the same time, the country has been faced with civil unrest in certain parts of the country for over four decades. While the government has just passed the Disaster Risk Reduction and Management Act (2010) and established the National Disaster Risk Reduction and Management Council, national and local capacities to address disaster threats and mitigate the loss of lives and livelihoods, internal displacement, trafficking and other impacts, need to be strengthened. The UN will support the integration of DRRM into national and local policies, plans and programmes; the implementation of priority DRRM mitigation and preparedness actions at the national and the local levels, such as capacity-building, small-scale infrastructure, and the development of tools and frameworks; the development of DRRM knowledge management systems; and the strengthening of national and local capacities to respond to large-scale emergencies.

4.2 Climate change adaptation

The Philippines contributes little to global carbon emissions but experiences a disproportionate share of the adverse social and economic effects

of climate change. In 2009, the Government approved a comprehensive National Climate Change Framework Strategy (2010–2020) which analysed climate change trends and proposed policy priorities to mitigate and adapt to the effects of the trends. In support of this, the UN will collaborate with the Climate Change Commission, LGUs and vulnerable communities in climate proofing (i.e. integrating climate change adaptation activities) national, regional and local plans, planning and programming guidelines, and regulatory processes; the development and testing of climate and impact monitoring systems at all levels; the development and testing of competency development programmes for agencies, communities and other key stakeholders; and the development or strengthening of knowledge management and technical support systems.

4.3 ENR protection and conservation

As one of the 17 mega-diverse countries in the world hosting around 65 percent of the species found nowhere else, threats to natural ecosystems and biodiversity caused by population pressure, human activity and over-exploitation are a major concern both nationally and internationally. The UN has long been active in supporting government programmes in ENR protection and conservation, but the scale of the problem requires more action at the highest level, backed by legislation, regulations and sanctions. To further enhance the capacities of government officials and communities to conserve and sustainably manage the country's environment and natural resources, including biodiversity and sustainable energy sources, the UN will support the rationalisation of ENR/sustainable energy policy, planning and programming to address overlaps, conflicts and gaps; the development of strategies and the design of management tools for the integration of ENR/sustainable energy at all levels of governance; the strengthening, development, pilot-testing and dissemination of ENR/sustainable energy knowledge management systems and products ; and, the strengthening of the competencies of key stakeholders, including community-based organisations, in relation to ENR/sustainable energy. 🌍

Sub-outcome Areas

- 4.1 Disaster risk reduction and management
- 4.2 Climate change adaptation
- 4.3 ENR protection and conservation

Implementation and Coordination

The UNCT will put in place an inclusive and participatory process to manage the implementation of the UNDAF, consistent with the principles of UN reform, Delivering as One and the Paris Declaration on Aid Effectiveness, under the guidance of and in coordination with the GPH, and in close consultation with development partners and civil society through the UN Civil Society Advisory Committee, the Indigenous People’s Advisory Committee and other consultative bodies.

To perform oversight functions and serve as the main coordination mechanism for the UNDAF, a Steering Committee, jointly chaired by Government and the Resident Coordinator, will be established. Four Outcome Groups (OGs), co-led by UN Heads of Agencies and Government, will also be set up to coordinate and monitor the progress of the UNDAF outcomes. A Programme Coordinating Committee will be created to provide support to the UNDAF Steering Committee and to coordinate the efforts of the OGs. A Monitoring and Evaluation Committee will be organised to provide technical support to the OGs. Other coordinating mechanisms will be tapped or created as necessary.


UN agencies will use the principles of results-based management in the monitoring of UN system support in each outcome area, the preparation of appropriate reports, and the undertaking of reviews by stakeholders. Lessons learned from previous UNDAFs will inform the implementation process and existing coordination and consultative mechanisms will, to the greatest extent possible, be utilised. 🇺🇳



Ceremonial signing of the United Nations Development Assistance Framework for 2012-2018 with the National Economic and Development Authority.

Monitoring and Evaluation


Following a results-based management approach, an M and E Framework will provide the guiding structure for tracking and assessing the results of a common action plan or its equivalent. The framework will take into account lessons learned from the previous UNDAF, whose “evaluability” was affected by the absence of a functional M and E system. Among these lessons are: only a few indicators based on relevance, measurability and baseline data availability will be selected, targets will be set clearly, and result matrices will contain risk analysis and assumptions. Existing capacities and mechanisms of the UN and Government will be taken into account and efforts will be undertaken to strengthen the joint M and E capacities of both parties.

Joint UNDAF annual reviews, mid-term and final evaluation by the Government, the United Nations System and other partners will be conducted during the UNDAF cycle, synchronised as much as possible with the Government’s review of its PDP. The evaluations will focus on (i) whether the UN has made the best use of its comparative advantages through the UNDAF in the Philippines; (ii) the coherence of the Agencies’ contribution toward achieving national priorities; and (iii) whether the UNDAF has helped achieve the selected Philippine Development Plan priorities. Achievements, lessons learned, facilitating and hindering factors as well as “good” practices will be disseminated to guide the design of succeeding UNDAFs. 



Climatic data being downloaded from an automatic weather station (AWS) installed at Benguet State University Buguias Campus under the MDGF-1656 project on “Strengthening the Philippines Institutional Capacity to adapt to Climate Change”

Estimated Resource Requirements

The total resources required to support the UNDAF implementation over the 2012 to 2018 period is estimated at USD376 million, of which USD79 million is anticipated to come from regular UN resources (refer to Annex 5). The USD296 million gap between required and anticipated amounts will be sourced through counterpart cost-sharing arrangements and third-party donation 

Estimated Resource Requirements by Outcome¹

UNDAF Outcomes	UN regular resources	Other sources	Estimated TOTAL Resources Required (in USD)
<i>Outcome Group 1:</i> UNIVERSAL ACCESS TO QUALITY SOCIAL SERVICES, WITH FOCUS ON THE MDGs (6 sub-outcomes)	29,125,000	118,068,896	147,193,896
<i>Outcome Group 2:</i> DECENT AND PRODUCTIVE EMPLOYMENT FOR SUSTAINED, GREENER GROWTH (2 sub-outcomes)	7,176,782	39,305,276	46,482,058
<i>Outcome Group 3:</i> DEMOCRATIC GOVERNANCE (6 sub-outcomes)	37,485,454	29,745,000	67,230,454
<i>Outcome Group 4:</i> RESILIENCE TOWARD DISASTERS AND CLIMATE CHANGE (3 sub-outcomes)	5,556,500	109,250,000	114,806,500
TOTAL	79,343,736	296,369,172	375,712,908

¹ For a full account of all estimated resource requirements, please see Annex 5.



Annexes

National MDG Progress¹

MDG goals, targets and indicators	Baseline data	Latest/ current data	Target by 2015	Official, UN- SIAP method probability	Recomputed, UNSIAP method		ESCAP/ADB/UNDP method	
					pace	probability	estimated year	on/off- track

Goal 1: Eradicate extreme poverty and hunger²

Population below poverty threshold Using CBN/FLOL	45.3 (1991) 36.7 (1991)	32.9 (2006) 26.9 (2006)	22.7 18.35	MEDIUM -	- 0.854	- MEDIUM	2023 2024	■ ■
Population below food threshold Using CBN/FLOL	24.3 (1991) 19.4 (1991)	14.6 (2006) 12.7 (2006)	12.2 9.71	HIGH -	- 1.103	- HIGH	2011 2016	▲ ■
Prevalence of underweight children under-five years of age	34.5 (1990)	26.2 (2008)	17.3	MEDIUM	0.670	MEDIUM	2035	■
Proportion of households with per capita intake below 100% dietary energy requirement	69.4 (1993)	56.9 (2003)	34.7	MEDIUM	0.793	MEDIUM	2028	■



Goal 2: Achieve universal primary education (1991/92 – 2008/09)

Elementary education net enrollment rate	85.1	85.1	100	LOW	0.000	LOW	-	▼
Elementary education cohort survival rate*	68.7	75.4	100 (84.67) ³	LOW	0.663 (1.30)	MEDIUM (HIGH)	2070 (2033)	■
Elementary education completion rate*	66.5	73.3	100 (81.04) ³	LOW	0.569 (1.31)	MEDIUM (HIGH)	2079 (2028)	■



Goal 3: Promote gender equality

Ratio of girls to boys in elementary education participation rate	0.98 (1996)	1.01 (2006)	100	HIGH	139.650	HIGH	-	●
Ratio of girls to boys in secondary education participation rate	1.16 (1996)	1.16 (2006)	100	HIGH	0.000	LOW	-	▼
Ratio of girls to boys in elementary education cohort survival rate	1.15 (1996)	1.11 (2008-09)	100	HIGH	0.422	LOW	2041	■
Ratio of girls to boys in secondary education cohort survival rate	1.13 (1996)	1.11 (2008-09)	100	HIGH	0.244	LOW	2076	■
Ratio of girls to boys in elementary education completion rate	1.16 (1996)	1.13 (2008-09)	100	HIGH	0.297	LOW	2062	■
Ratio of girls to boys in secondary education completion rate	1.15 (1996)	1.13 (2008-09)	100	HIGH	0.211	LOW	2090	■

MDG Progress Classification

- Early achiever: already achieved 2015 target
- ▲ On track: expected to meet 2015 target
- Off track-slow: expected to meet target but after 2015
- ▼ Off track-No progress/regressing: stagnating or slipping backwards

- * Proxy indicators used
- Cannot be determined because of insufficient information

MDG goals, targets and indicators	Baseline data	Latest/ current data	Target by 2015	Official, UN- SIAP method probability	Recomputed, UNSIAP method		ESCAP/ADB/UNDP method	
					pace	probability	estimated year	on/off- track



Goal 4: Reduce child mortality

Infant mortality rate	57 (1990)	24.9 (2008)	19	HIGH	1.170	HIGH	2014	▲
Under-five mortality rate	80 (1990)	33.5 (2008)	26.7	HIGH	1.199	HIGH	2013	▲
Neonatal mortality rate ⁴	17.7 (1993)	16 (2008)	5.81	N/A	0.210	LOW	2158	■



Goal 5: Improve maternal health

Maternal mortality ratio	209 (1990)	162 (2006)	52.3	LOW	0.469	LOW	2064	■
Contraceptive prevalence rate ⁵	40 (1993)	51 (2008)	80	LOW	0.269	LOW	2048	■



Goal 6: Combat HIV/AIDS, malaria and other diseases

HIV prevalence among 15 and over	.0014 (2006)	.007 (2009)	N/A	LOW	-	-	N/A	▼
Proportion of 15-24 with comprehensive correct knowledge	12 (2003)	20.7 (2008)	N/A	LOW	-	-	N/A	●
Proportion of population with HIV with access to antiretroviral drugs (by 2010)	24 (2006)	82 (2009)	100	MEDIUM	0.723	MEDIUM	N/A	●
Malaria morbidity rate	123 (1990)	22 (2009)	0	HIGH	1.102	HIGH	N/A	●
Malaria mortality rate	1.5 (1990)	0.02 (2009)	0	HIGH	1.316	HIGH	N/A	●
Tuberculosis treatment success rate	73 (2001)	79 (2008)	85	HIGH	2.366	HIGH	N/A	●



Goal 7: Ensure environmental sustainability

Proportion of population with access to safe water	73.8 (1991)	81.4 (2008)	86.9	MEDIUM	0.82	MEDIUM	2025	■
Proportion of population with access to sanitary toilet facilities	71.8 (1991)	88.6 (2008)	85.9	HIGH	1.68	HIGH	2004	●

Notes

¹ Updated from Table 1, CCA Synthesis, 30 September 2010. Source: Philippines 2010: Progress Report on the MDGs [NEDA 2010] and Collas-Monsod and Monsod, "Philippine Poverty: Situation, Trends, Comparisons" (November 2010).

² New MDG targets and indicators relating to employment adopted by the UN in 2008 but not yet included in the government's latest MDG report will be adopted under Outcome 2 (SO2.1).

³ MDG targets are 100 percent for both cohort survival and completion rates. However, country "Education for All" targets are 84.67 and 81.04 respectively. If the latter are used for computing the probability of achievement, the probability will be HIGH and not MEDIUM.

⁴ Neonatal mortality rate is not among the official MDG indicators but is presented here for emphasis.

⁵ Only for Married Women of Reproductive Age. Ideally the Contraceptive Prevalence Rate covers all women of reproductive age. Other MDG5 indicators which are not reported in the official 2010 MDG Progress Report are Deliveries by skilled personnel (off track-slow: 42 in 1993 to 62 in 2008, with a target of 90); Unmet need for family planning (off track-slow: 26 in 1993 to 22 in 2008, with a target of 7); Adolescent birth rate (regressing: 7 in 1993 to 10 in 2008, with a target of 2); and Antenatal Care 4 visits (off track-slow: 52 in 1993 to 78 in 2008, with a target of 95).

MDG Progress, by Region¹

	1 ERADICATE EXTREME POVERTY AND HUNGER				2 ENSURE UNIVERSAL PRIMARY EDUCATION		3 PROMOTE GENDER EQUALITY AND EMPLOY WOMEN		4 REDUCE CHILD MORTALITY		5 IMPROVE MATERNAL HEALTH		6 COMBAT HIV/AIDS, MALARIA AND OTHER DISEASES	7 PROMOTE ENVIRONMENTAL SUSTAINABILITY	
	Proportion of population below subsistence threshold (1991-2006 CBN/FLOL)	Proportion of population below poverty threshold (1991-2006 CBN/FLOL)	Prevalence of malnutrition among children 0-5 years (earliest - 2008)	Proportion of households with per capita intake below 100 % dietary requirement (1993-2003)	Elementary NER (1991-2008)	Elementary CSR + (1991-2008)	Ratio of girls to boys (elementary) (1993-2005)	Ratio of girls to boys (secondary) (1993-2005)	Under-5 mortality (earliest-2008)	Infant mortality rate (earliest-2008)	Maternal mortality ratio (various time frames)	Prevalence rate of men and women practicing responsible parenthood (1997-2008)	Malaria morbidity rate	Proportion of households with access to safe drinking water (1990-2008)	Proportion of households with access to sanitary facilities (1990-2008)
<i>National Capital Region</i>															
NCR Total	●	▼	■	■	■	●	●	●	●	■	▼	■	**	▼	●
<i>Luzon</i>															
CAR	●	▲	■	■	▼	■	●	▼	■	▼	▲	■	●	■	●
I. Ilocos	▲	▲	■	■	▼	●	●	●	●	■	■	■	■	●	●
II. Cagayan	●	▲	■	■	▼	▲	●	▼	■	■	■	■	▼	●	●
III. Central Luzon	●	▲	■	■	▼	■	●	▼	●	▼	▼	■	*	●	●
IV-A. CALABAZON	●	▲	■	■	■	▲	●	▼	●	●	■	▼	*	●	●
IV-B. MIMAROPA	▲	■	■	▲	▼	▼	●	▼	■	■	▼	■	*	■	●
V. Bicol	■	■	■	■	▼	■	●	▼	▲	●	■	■	●	■	●
<i>Visayas</i>															
VI. Western Visayas	▲	▲	■	■	▼	■	●	▼	■	■	▼	■	-	●	●
VII. Central Visayas	■	■	■	■	■	▲	●	▼	■	■	▼	■	-	▲	●
VIII. Eastern Visayas	■	■	■	■	■	■	●	▼	■	■	■	■	-	●	●
<i>Mindanao</i>															
IX. Western Mindanao	■	■	■	■	■	■	●	▼	▲	●	▼	■	*	●	●
X. Northern Mindanao	■	■	●	■	■	■	●	▼	●	●	■	▼	-	●	●
XI. Southern Mindanao	▲	■	■	▲	▼	■	●	▼	■	■	▼	■	■	●	●
XII. Central Mindanao	▲	■	■	■	■	■	●	▼	▲	▲	■	■	-	●	●
ARMM	▼	▼	■	▼	●	■	●	▼	▼	▼	■	■	-	-	-
CARAGA	■	■	■	-	▼	■	●	▼	●	▲	▼	■	▲	-	-

MDG Progress Classification

- Early achiever: already achieved 2015 target
- ▲ On track: expected to meet 2015 target
- Off track-slow: expected to meet target but after 2015
- ▼ Off track-No progress/regressing: stagnating or slipping backwards

Notes

¹ Updated from Table 2 of CCA-Synthesis, 30 September 2010. For details on sources and computations, please see Annex 3 of Collas-Monsod and Monsod "Philippine Poverty: Situation, Trends, Comparisons" (November 2010).

Legend

- + Cohort survival targets are not uniformly 100 but range from 83 (NCR) to 100. If a 100 percent target was applied, regions which are 'on-target' would be 'off-target, slow'
- * Proxy indicators used
- ** Malaria-free
- Cannot be determined because of insufficient information

Summary of the Philippine Development Plan 2011-2016

Title: “In Pursuit of Inclusive Growth”

Overarching Theme: Good governance and anti-corruption

Vision: Achieve inclusive growth, create employment opportunities, and reduce poverty

Broad strategies:

- Attain high and sustained economic growth that provides productive employment opportunities
- Equal access to development opportunities across geographic areas and across different income and social spectrums
- Formulate and implement effective and responsive social safety nets that catch those who are unable to immediately participate in this new economic growth process

Plan key strategies:

- Boost competitiveness to generate employment
- Improve access to financial services
- Invest massively in infrastructure
- Promote transparent and responsive governance
- Develop human resources and improved social services

Pre-requisites to the success of the key strategies:

- Stable macroeconomic environment
- Ecological integrity
- Advancing the peace process and guaranteeing national security

Plan targets for inclusive growth:

- Poverty incidence: 16.6 percent in 2015 from 33.1 percent in 1991
- Employment creation: annual average of 1 million jobs
- GDP growth rate: 7 to 8 percent per year
- Investment/GDP: 22 percent in 2016 (from 2010 baseline of 15.6 percent)
- Millennium Development Goals

Chapters of the Plan

1. In Pursuit of Inclusive Growth
2. Macroeconomic Policy
3. Competitive Industry and Services Sector
4. Competitive Agriculture and Fisheries Sector
5. Accelerating Infrastructure Development
6. Towards a Resilient and Inclusive Financial Sector
7. Good Governance and the Rule of Law
8. Social Development
9. Peace and Security
10. Conservation, Protection and Rehabilitation of the Environment and Natural Resources

Priority Areas for Geographical Convergence

Regions	Probability of MDG Achievement, by Region	Donors working on site (as of 2011)
---------	---	--

Mindanao, with special focus on ARMM as the MDG laggard

Region 12 • Sultan Kudarat • Saranggani	Off track - slow (all MDG 1 and 5 indicators)	EU, USAID
ARMM • Maguindanao • Lanao del Sur	Off track (MDG 1) Off track - slow (all MDG 2, 4 and 5 indicators)	ADB, AusAID, EU, JICA, USAID, WB

Disaster-prone, climate change adaptation regions

CAR • Ifugao	Off track (elementary participation rate; ratio of girls to boys, elementary; infant mortality rate) Off track – slow (malnutrition; per capita intake; elementary cohort survival rate; under five mortality; practice of responsible parenthood; access to safe drinking water)	WB
Region 5 • Albay • Catanduanes	Off track (elementary participation rate; ratio of girls to boys, elementary) Off track – slow (poverty threshold; malnutrition; per capita intake; elementary cohort survival; infant mortality rate; all MDG 5 and 7 indicators)	AECID, USAID, WB
Region 7 • Masbate • Bohol	Off track (elementary participation rate; ratio of girls to boys, elementary) Off track – slow (poverty threshold; malnutrition; per capita intake; all MDG 4 and 5 indicators)	ADB, JICA, USAID, WB
Region 8 • Eastern Samar • Northern Samar	Off track – slow (all MDG 1, 2, 4 and 5 indicators)	AusAID, EU, USAID, WB

Major urban conglomerates

Metro Manila	Off track (poverty threshold; ratio of girls to boys, elementary; maternal mortality rate; practice of responsible parenthood; access to safe drinking water) Off track – slow (malnutrition; per capita intake; elementary participation rate; under five mortality; infant mortality rate)	ADB, JICA, USAID, WB
Metro Cebu	Off track (elementary participation rate; ratio of girls to boys, elementary) Off track – slow (poverty threshold; malnutrition; per capita intake; all MDG 4 and 5 indicators)	ADB, JICA, USAID, WB
Metro Davao	Off track (maternal mortality rate; practice of responsible parenthood) Off track – slow (malnutrition; per capita intake; malaria morbidity rate; MDG 2 and 4 indicators)	ADB, EU, JICA, USAID, WB

Results Matrices

Outcome Area 1 Universal access to quality social services, with focus on the MDGs By 2018, the poor and vulnerable will have improved access to and utilization of quality social services, with focus on the MDGs least likely to be achieved.	Outcome Area 2 Decent and productive employment for sustained, greener growth By 2018, more men and women will have decent and productive employment for sustainable, inclusive and greener growth.	Outcome Area 3 Democratic governance By 2018, capacities of claimholders and duty bearers will have been strengthened to promote human rights, inclusivity, integrity, accountability and the rule of law in governance.	Outcome Area 4 Resilience toward disasters and climate change By 2018, adaptive capacities of vulnerable communities and ecosystems will have been strengthened to be resilient toward threats, shocks, disasters, and climate change.
1.1 Food and nutrition security By 2018, more poor and vulnerable people will have adequate access to food and nutrition.	2.1 Productive employment for sustainable and greener growth By 2018, more men and women will be in decent and productive employment in agriculture, industries and communities utilizing greener processes.	3.1 Citizens' participation and oversight By 2018, the poor and disadvantaged will have increased participation in governance processes and oversight functions.	4.1 Disaster-risk reduction and management By 2018, vulnerable communities and the national and local governments will be better able to manage natural and human-induced disaster risks.
1.2. Universal health care By 2018, the health care system will be able to provide equitable access to quality health care.	2.2 Decent work mechanisms By 2018, mechanisms for decent work for all will have been strengthened.	3.2 Integrity and accountability By 2018, integrity, accountability and human rights measures and approaches will have been strengthened in the political system, pillars of justice, public finance and key service sectors.	4.2 Climate change adaptation By 2018, capacities of vulnerable communities to adapt to climate change will have been enhanced.
1.3. Reproductive, maternal and neonatal health (RMNH) By 2018, there will be increased utilization of integrated high quality reproductive, maternal and neonatal health services by women and their neonates, young people and men.		3.3 Local development planning and management By 2018, capacities of LGUs and other local institutions in planning and management will have been strengthened.	4.3 Environment and natural resources (ENR) conservation and protection By 2018, capacities of national and local government officials and communities to conserve & sustainably manage the country's environment and natural resources, including biodiversity and sustainable energy sources will have been enhanced.
1.4. Education By 2018, access to quality ECCD, Basic Education and Training will have been increased, especially for disadvantaged children and youth with gender parity.		3.4 Conflict prevention and peace-building By 2018, local and national duty bearers and claimholders will have enhanced capacities to prevent, manage and resolve conflicts and to sustain peace.	
1.5 Social protection By 2018, households living in poverty, targeted through the Conditional Cash Transfer (CCT) and other major social protection programmes, will have access to basic social services.		3.5 Population and development By 2018, the Philippines will have a national and local policy environment conducive to implementation of population programs.	
1.6. HIV and AIDS By 2018, more people at-most-risk, living with and affected by HIV will have access to quality HIV prevention, treatment, care and support services		3.6 Women's empowerment By 2018, the capacities of government to protect, fulfill, and promote the rights of women and girls, especially the marginalised, as defined and guaranteed the Magna Carta of Women, will have been strengthened.	

Sub-Outcome 1.1: Food and Nutrition Security

By 2018, more poor and vulnerable people will have adequate access to food and nutrition.

Context

National Development Goal

“Reduce disparities related to nutrition by focusing on population groups and areas highly affected or at-risk to malnutrition, specifically pregnant women, infants, and children 1-2 years old, LGUs with high levels of child undernutrition or at-risk to high levels of undernutrition.” (Chapter 8, *Philippine Development Plan 2011- 2016*)

Relevant MDGs



National/sectoral policy or programme framework

- Accelerated Hunger Mitigation Program
- Conditional Cash Transfer (4P's)
- Food Staples Self-Sufficiency Roadmap
- Agriculture and Fisheries Modernization Act
- Comprehensive Agrarian Reform Program Extension with Reforms
- National Adaptation Plan of Action on Climate Change
- Infant and Young Children Feeding Program
- Medium-Term Philippine Plan of Action on Nutrition
- Magna Carta of Women
- Garantisadong Pambata

International Commitments

- Convention on the Rights of the Child
- Declaration and Global Plan of Action arising from the World Food Summit
- Declaration of High-Level Conference on World Food Security
- Declaration and Plan of Action of the International Conference on Nutrition
- Convention on the Elimination of All Forms of Discrimination against Women

National and Sub-national Partners

DA, DAR, DENR, DepEd, DILG, DOH, DOLE, DOST, DSWD, FDA, LGUs, NAPC, NEDA, NNC

UN Agencies

FAO, IAEA, IFAD, ILO, UNFPA, UNICEF, UNIDO, UNV, WFP, WHO

Development Partners

ADB, AusAID, CIDA, EU, Government of Japan, Government of Germany, Government of Spain, USAID, WB

Sub-Outcome Indicators

Indicators ¹	Sources of verification	Risks and assumptions
% of mothers/caregivers who experienced food insecurity <i>Baseline: 28.6%</i> <i>Target: To be defined in PDP result matrix</i>	National Nutrition Survey Joint Food Security and Nutrition Surveys	Assumptions: Adequate budgetary provision at national and local level
% of children who experienced food insecurity <i>Baseline: 17.9%</i> <i>Target: To be defined in PDP result matrix</i>		Strong political commitment on food security and nutrition
% of subsistence incidence among population <i>Baseline: 10.8%</i> <i>Target: To be defined in PDP result matrix</i>		Availability of sufficient and technically competent staff at national and local level
% of underweight children under 5 years of age <i>Baseline: 20.6%</i> <i>Target: 10.6%</i>		Risks: Occurrence of major natural disasters affecting food supply and production activities
% of population or households with per capita intake below 100% dietary energy requirement <i>Baseline: 67%</i> <i>Target: 20.9%</i>		Political and security situation in Mindanao could hamper food relief operations and accessing of nutrition related services
Anemia rate among 6-23 month old children Target: <40% <i>Baseline: 55% among 6-11 months and 42% among 12-23 months</i>		
% of pregnant women nutritionally at risk <i>Baseline: 26.3%</i> <i>Target: < 20%</i>		

¹ Sources: National Nutrition Survey, Food and Nutrition Research Institute, 2008; PDP 2011-2016; NSCB, 2009 Poverty Statistics

Indicative Resources

Agencies	Regular Resources (in USD)	Other Resources (in USD)
IAEA	1,000,000	
ILO		78,896
UNFPA	100,000	
UNICEF	6,300,000	40,700,000
UNIDO		2,000,000
UNV	50,000	
WFP		20,360,000 ²
WHO		600,000
Sub-total	8,450,000	66,938,896
Total	75,388,896	

Proposed Areas of Interest

1. Policies, plans and mechanisms

- Mechanism for nutrition services strengthened
- National and LGU hunger mitigation plans formulated

2. Capacity building for duty bearers

- Enhanced capacities for food and nutrition surveillance
- Practicing hunger mitigation strategies
- Delivery of extension services on home food production
- Promoting infant and young child feeding practices
- Treatment of severe acute malnutrition
- Agricultural productivity, resource management (soil, nutrient, water, fertilizer) and food safety

3. Capacity building for claimholders

- Increased production of food for home consumption

4. Knowledge management

- Food and nutrition surveillance system and database development

²For the period 2012-2014

Sub-Outcome 1.2: Universal Health Care

By 2018, the health care system will be able to provide equitable access to quality health care.

Context

National Development Goal

“The implementation of Universal Health Care shall be directed towards ensuring the achievement of the health system goals of better health outcomes, fair health financing and responsive health system by ensuring that all Filipinos, especially the disadvantaged groups, have equitable access to quality health care.” (Chapter 8, *Philippine Development Plan 2011-2016*)

Relevant MDGs



National/sectoral policy or programme framework

- DOH Administrative Order No. 2010-0036: Achieving Universal Health Care for All Filipinos
- National Objectives for Health
- Mother Baby Friendly Hospital
- Administrative Order of Essential Newborn Care
- Maternal, Neonatal, Child Health and Nutrition Policy and its Manual of Operation
- Milk Code
- Food and Drug Act
- Cheaper Medicines Act
- Magna Carta of Women
- Urban Poor on MDG7
- Magna Carta for Health Worker
- Water Supply Road Maps
- Sanitation Road Maps
- Clean Water Act
- Sanitation code

International Commitments

- WHR 2008: Primary Health Care
- WHR 2010: Financing for Universal Coverage
- Convention on the Elimination of all Forms of Discrimination Against Women
- Convention on the Rights of the Child
- International Conference on Population and Development
- Urban City Framework

National and Sub-national Partners

Academic and research institutions, Alternative Budget Initiative, Child Protection Network Federation, DA, DENR, DepEd, DILG, DOH and attached agencies (including LWUA, PhilHealth), DSWD, ECOP, GSK Foundation, LIKHAAN, Manila Water, Maynilad, META, MMDA, NEDA, NGOs, NSO, Oxfam, PHAP, philanthropic groups, Philippine National Red Cross, Plan Philippines, PLCPD, professional associations including Philippine Medical Association, Public Waterworks Association, Save the Children, Senate and House committees related to the MDGs, SM, Social Watch Philippines, TUCP, Women Health

UN Agencies

IAEA, IOM, UNDP, UNFPA, UN Habitat, UNICEF, UNV, WFP, WHO

Development Partners

ADB, AECID, AusAID, Bloomberg Foundation, CIDA, EU, JICA, KFW, KOICA, Gates Foundation, GIZ, Global Fund, Government of China, Government of Finland, Government of Norway, SIDA, USAID, WB

Sub-Outcome Indicators

Indicators ¹	Sources of verification	Risks and assumptions
Coverage of fully immunized children (FIC) <i>Baseline: 79.5%</i> <i>Target: To be determined</i>	National Statistics Office National Health Accounts	Assumptions: Early issuance of PHIC UHC execution plan jointly done with DOH
Proportion of Under-Five Children (UFC) with symptoms of ARI who sought treatment from health facility or provider <i>Baseline: 50%</i> <i>Target: To be determined</i>	WHO Facility Survey 2008-2009 PhilPACT	LGU support or counterpart to CCT with regard to service delivery requirements Significant increase in DOH budget towards achieving UHC
Proportion of UFC with diarrhea who were given Oral Rehydration Therapy <i>Baseline: 50%</i> <i>Target: To be determined</i>		Risks: National elimination strategy and plan for malaria control and elimination to guide work in pre-elimination provinces has not yet been developed.
Percentage of deliveries in a health facility <i>Baseline: 44%</i> <i>Target: <90%</i>		Diagnosed TB patients (from hospitals, private clinics) not referred to TB clinic
Malaria morbidity rate per 100,000 <i>Baseline: 22% (2009)</i> <i>Target: < 4%</i>		Health care facilities left unsafe/ damaged by disasters
Malaria mortality rate <i>Baseline: 0.03 (2009)</i> <i>Target: <.03</i>		Delay in the procurement of public health goods by the DOH
TB case detection rate <i>Baseline: 73</i> <i>Target: >85%</i>		Slow implementation of no-balance billing, revised capitation fund
TB cure rate <i>Baseline: 79%</i> <i>Target: >85%</i>		Inability of public health facilities to be accredited by PhilHealth
National Health Insurance Program Coverage <i>Baseline: 74 (2010)</i> <i>Target: 100%</i>		Human resource gap in LGU health facilities limits delivery of services
Percentage of out-of-pocket payment to total health care expenditure <i>Baseline: 54.3 (2007)</i> <i>Target: <35</i>		Slow upgrading of public health facilities lead to delay of its accreditation
Population with access to affordable essential drugs <i>Baseline: 73% (2009)</i> <i>Target: 95%</i>		

¹ Sources: NSO (2008), PDP 2011-2016

Indicative Resources

Agencies	Regular Resources (in USD)	Other Resources (in USD)
IAEA	3,000,000	
IOM		500,000
UNFPA		500,000
UNV	50,000	
WHO	500,000	8,000,000
Sub-total	3,550,000	9,000,000
Total	12,550,000	

Proposed Areas of Interest

1. Policies, plans and mechanisms
 - Implementation and monitoring system for universal health care entitlement packages
 - Support to enhancing medical facilities
2. Capacity building for duty bearers
 - Service delivery of UHC entitlement packages
 - Implementation of health financing strategies
 - Support to enhancing expertise of medical practitioners
3. Knowledge management
 - Health information systems

Sub-Outcome 1.3: Reproductive, Maternal and Neonatal Health (RMNH)

By 2018, there will be increased utilisation of integrated high quality reproductive, maternal and neonatal health services by women and their neonates, young people and men.

Context

National Development Goal

“The strategic thrusts of Universal Health Care are ... 3. Attain health-related MDGs by focusing public health programs on reducing maternal and child morbidity and mortality...” (Chapter 8, *Philippine Development Plan 2011-2016*)

Relevant MDGs



National/sectoral policy or programme framework

- Maternal, Neonatal Child Health and Nutrition (MNCHN) Policy and its Manual of Operations
- Reproductive Health Policy and Essential Newborn Care (ENC) Policy
- Universal Health Care
- Magna Carta of Women (Sec.19)

International Commitments

- Convention on the Elimination of All Forms of Discrimination Against Women
- Convention on the Rights of the Child
- International Conference on Population and Development
- Beijing Platform of Action
- Millennium Declaration

Joint programming framework document

- Division of Labor on Maternal and Newborn Health
- H4 on MNH
- Paris Declaration on Aid Effectiveness

National and Sub-national Partners

CHR, DBM, DepEd, DILG/PNP, DOH, DOJ, DSWD, LGUs, NAPC, NCIP, NEDA, NSO, NYC, PCW, PHIC, POPCOM

UN Agencies

FAO, ILO, OCHA, UNAIDS, UNCHR, UNDP, UNFPA, UN Habitat, UNICEF, UNV, WFP, WHO

Development Partners

ADB, AECID, AusAID, Bloomberg Foundation, CIDA, EU, Gates Foundation, GIZ, JICA, KFW, KOICA, SIDA, USAID, WB

Sub-Outcome Indicators

Indicators ¹	Sources of verification	Risks and assumptions
Unmet Need for FP (MWRA) <i>Baseline: 22%</i> <i>Target: 11%</i>	NSO Reports	<p>Assumption: Convergence of political will and policies with focus on MDG targets</p> <p>Risks: Change in national priorities and bureaucratic procedures</p> <p>Delay in passing RH bill</p>
Modern Contraceptive Prevalence Rate (CPR) for MWRA <i>Baseline: 34%</i> <i>Target: 63%</i>	National Demographic Health Survey	
% of 15-19 year-old women who have begun childbearing <i>Baseline: 10</i> <i>Target: 5</i>	Family Planning Survey	
Complete 4 antenatal care visits <i>Baseline: 78</i> <i>Target: 88</i>	Young Adult Sexuality and Fertility Survey	
% of births attended by skilled health personnel (SHP) <i>Baseline: 62</i> <i>Target: 85</i>	Special studies [e.g., small area estimates (SAE)]	
Caesarian section rate (poorest quintile) <i>Baseline: 1</i> <i>Target: 6 (Global standard is 5-15 percent)²</i>	LGU Scorecard (JAPI/ JA Reviews)	
Postpartum care by SBAs (within 2 days) <i>Baseline: 21</i> <i>Target: 60 (indicative)</i>		
% of newborns with low birth weight (<2 kg) <i>Baseline: 20</i> <i>Target: To be determined</i>		
Number of women reporting sexual and gender-based violence <i>Baseline: 29</i> <i>Target: To be determined</i>		
Proportion of formal and non-formal educational institutions in targeted sites incorporating life-skills and gender concepts in their curriculum <i>Baseline: 10</i> <i>Target: 30</i>		

Notes:

Core RH—other than MNH, at least 3 integrated service delivery package on FP, ASRH, prevention of MTCT/STI/HIV and/or SGBV information and services are provided. Depending on resources, this core package could also expand to cover reproductive/ gynecological cancers, PMAC and other RH elements/ programmes.

¹Source: DOH Agency Plan

²Global standard is defined under EMOC (Emergency Obstetric Care Indicators), Monitoring Emergency Obstetric Care: a handbook, WHO, 2009

Indicative Resources

Agencies	Regular Resources (in USD)	Other Resources (in USD)
UNFPA	10,500,000	11,600,000
UNV	50,000	
WHO	90,000	3,000,000
Sub-total	10,640,000	14,600,000
Total	25,240,000	

Proposed Areas of Interest

1. Policies, plans and mechanisms
 - RMNH system reform plan
2. Capacity building of duty bearers
 - Strengthened capacity of health systems to deliver RMNH services
3. Capacity building of claimholders
 - Organized community support systems on RMNH
4. Knowledge management
 - Development and promotion of logistics management information systems (LMIS) on vital FP/RH-MNH commodities

Sub-Outcome 1.4: Education

By 2018, access to quality ECCD, Basic Education and Training will have been increased especially for disadvantaged¹ children and youth with gender parity.

Context

National Development Goal

“The education sector shall seek to achieve improvement in education performance indicators in both access and quality.” (Chapter 8, *Philippine Development Plan 2011 -2016*)

To provide basic competencies for all to achieve functional literacy: “All individuals should possess a complete range of skills and competencies, i.e., cognitive, affective and behavioral, which could enable them to: a) live and work as human persons; b) develop their potentials; c) make critical and informed decisions; and d) function effectively in society within the context of their environment and that of the wider community to improve the quality of their lives and that of society.” (*Part 1: A. Introduction and C. Overall Goal and Objectives of the Philippine EFA 2015 Plan*)

Relevant MDGs



National/sectoral policy or programme framework

- Philippine EFA 2015 National Action Plan
- RA 8980 (National Policy Framework for ECCD)
- Basic Education Sector Reform Agenda (BESRA) Framework
- K+12 Program
- Magna Carta of Women

International Commitments

- Convention on the Rights of Children
- Convention on the Elimination of All Forms of Discrimination Against Women
- The World Declaration on Education for All (Jomtien, 1990)
- The Dakar Framework for Action (2000)
- World Fit for Children Document (2002)
- UNESCO Education Sector Strategy for the Philippines
- UN Declaration and Program of Action on a Culture of Peace

Joint programming framework document

- ECCD Strategic Plan (2011-2016)
- BESRA Implementation and Accountability Plan (2010-2012)

National and Sub-national Partners

Congress Committee on Education, DepEd, DOLE, DOST, DSWD, ECCD Council, international and local NGOs, LGUs, private sector partners foundations, Teacher Education Council, TESDA

¹ Disadvantaged or marginalised groups/areas relate to the following variables: gender, income class, differently-abled individuals, geographic (urban-rural, specific regions/provinces/municipalities), mainstream-indigenous communities, and disaster/conflict-prone areas. In today's Knowledge Society, areas and groups with limited or no access to information and communication technology are also considered disadvantaged.

UN Agencies

FAO, ILO, IOM, UNDP, UNESCO, UNFPA, UNICEF, UNV, WFP, WHO

Development Partners

ADB, AECID, AusAID, EU, GIZ, JICA, SIDA, USAID, US Department of Labor, WB

Sub-Outcome Indicators

Indicators	Sources of verification	Risks and assumptions
<p>Gross Enrolment in ECE <i>Baseline (2009):</i> - 3-4 years old: 34% - 5 years old: 68.41% <i>Target:</i> - 3-4 years old: 100% - 5 years old: 100% with gender parity</p> <p>% of Grade 1 entrants with ECCD experience <i>Baseline (2009):</i> - Total: 67.40 - Male: 66.48 - Female: 68.47 <i>Target: 100% with gender parity</i></p> <p>Net Enrolment Rate* • <u>Elementary Level</u> <i>Baseline (2009):</i> - Total: 88.09% - Male: 86.63% - Female: 89.59% <i>Target:</i> - 100.0% with gender parity - Disparity between priority disadvantaged divisions (provinces/cities) and national level reduced</p> <p>• <u>Secondary Level</u> <i>Baseline (2009):</i> - Total: 59.52% - Male: 54.89% - Female: 64.41% <i>Target:</i> - >93.34% with gender disparity reduced by half - Disparity between priority disadvantaged divisions (provinces/cities) and national level reduced</p> <p>Completion Rate* • <u>Elementary Level</u> <i>Baseline (2009):</i> - Total: 72.18 - Male: 67.44 - Female: 77.54 <i>Target:</i> - 82.52% with gender parity - Disparity between priority disadvantaged divisions (provinces/cities) and national level reduced</p>	<p>DepED's Basic Education Information System (BEIS)</p> <p>DepED/ DSWD/ TESDA Annual Reports</p> <p>ECCD Council Annual Reports</p>	<p>Assumptions: Programme framework for responsible parenthood adopted by the government</p> <p>Alignment of donor support to government education priorities</p> <p>Sustained public-private partnership</p> <p>Sustained PTCAs, SGCs and similar community-based organizations</p> <p>Sustained partnerships with Child Protection, Health/ Nutrition and WASH stakeholders</p> <p>Nationwide adoption of national early learning framework and standard madrasah and IP curriculum for ECCD and Basic Education</p> <p>Risks: Inadequate incremental resources for expansion of ECCD and for adoption of K+12 Program</p> <p>Threats posed by economic crisis and natural and human-induced disasters that undermine gains made</p>

Indicators	Sources of verification	Risks and assumptions
<p>Completion Rate (con't)</p> <ul style="list-style-type: none"> • <u>Secondary Level</u> <p><i>Baseline (2009):</i></p> <ul style="list-style-type: none"> - Total: 73.74% - Male: 69.12% - Female: 78.35% <p><i>Target:</i></p> <ul style="list-style-type: none"> - 75.53% with gender disparity reduced by half - Disparity between priority disadvantaged divisions (provinces/cities) and national level reduced <p>Achievement Rate*</p> <ul style="list-style-type: none"> • <u>Elementary Level</u> <p><i>Baseline (2009):</i></p> <ul style="list-style-type: none"> - Total: 68.00% - Male: 66.65 - Female: 69.36 <p><i>Baseline for disparity between highest and lowest divisions not yet available</i></p> <p><i>Target:</i></p> <ul style="list-style-type: none"> - >75% with gender parity - Disparity between priority disadvantaged divisions (provinces/cities) and national level reduced <ul style="list-style-type: none"> • <u>Secondary Level</u> <p><i>Baseline (2009):</i></p> <ul style="list-style-type: none"> - Total: 45.55% - Male: 43.95% - Female: 46.98% <p><i>Target:</i></p> <ul style="list-style-type: none"> - >75% with gender parity - Disparity between priority disadvantaged divisions (provinces/cities) and national level reduced <p>Number of Tech Voc Graduates</p> <p><i>Baseline (2009): 1.611 million</i></p> <p><i>Target: <1.77 million with gender parity</i></p> <p>Certification Rate</p> <p><i>Baseline (2009): 82.62%</i></p> <p><i>Target: <87.50%</i></p>		

*These indicators are subject to further discussions between concerned UN and government partners as priority disadvantaged divisions and level of disparity reduction have yet to be determined.

Indicative Resources

Agencies	Regular Resources (in USD)	Other Resources (in USD)
ILO		1,000,000
UNESCO	350,000	
UNFPA	150,000	
UNICEF	700,000	7,000,000
UNV	50,000	
WFP		10,480,000
Sub-total	1,250,000	18,480,000
Total	19,730,000	

Proposed Areas of Interest

1. Policies, plans and mechanisms

- ECCD, Basic Education and Training policies and programming are enhanced to ensure more equitable, rights-based and knowledge-based education⁵
- National and sub-national level partners are able to adopt plans for ECCD, Basic Education and Training for scaling up learner-centered innovations⁶ with budget addressing disadvantage children and youth

2. Capacity building for duty bearers

- National and sub-national partners are able to implement learner-centered innovations and improve education outcomes, with focus on vulnerable children and youth
- National and sub-national partners are able to integrate support to social protection programme in their education and training development plan

3. Knowledge management

- The monitoring and evaluation system for ECCD, Basic Education and Training System are improved to strengthen school-learning centers-community partnership in tracking progress of children's education outcomes, with focus on disadvantaged children and youth

⁵ Knowledge-based learning is characterised by access to and use of latest scientific knowledge and innovations as well as indigenous knowledge as bases for teaching-learning content and approaches; use of media technology as learning channels and tools; and information literacy indicators as new competency areas in today's 21st century. It is guided by a clear understanding of how a brain functions and how it impacts on the child's learning and development.

⁶ Learner-centered education refers to an education system that is rights and needs-based focusing on the child's holistic development (i.e., physical, social, emotional, and cognitive development). It is student-focused rather than teacher-driven. Teaching-learning approaches adhere to "constructivism", i.e., encourages self and group discovery and independence and are differentiated, interactive, participatory and experiential. The learning environment promotes gender-fair, health-promoting, protective and inclusive practices.

Sub-Outcome 1.5: Social Protection

By 2018, households living in poverty, targeted through the Conditional Cash Transfer (CCT) and other major social protection programmes, will have access to basic social services.

Context

National Development Goal

“The social protection sector shall ensure the empowerment and protection of the poor, vulnerable and disadvantaged individuals from all types of risks.” (*Chapter 8, Philippine Development Plan 2011-2016*)

Relevant MDGs



National/sectoral policy or programme framework

- DSWD’s Social Welfare and Development Reform Program
- NEDA-Social Development Committee Sub-Working Group on Social Protection under the Philippine Development Forum Working Group on the Millennium Development Goals and Social Progress
- Executive Order No. 867: Adoption of the National Targeting for Poverty Reduction as the mechanism for identifying poor households who shall be recipients of CCT

International Commitments

- Convention on the Rights of the Child
- UN ECOSOC Resolution of Social Protection
- Convention on the Elimination of All Forms of Discrimination Against Women
- Beijing Platform for Action
- International Covenant on Economic, Social and Cultural Rights

National and Sub-national Partners

CHED, DA, DAR, DBM, DepEd, DILG, DOH, DOLE, DSWD, DTI, GSIS, HUDCC, LCP, LMP, LPP, NAPC, NEDA Social Development Committee Sub-Working Group on Social Protection, NNC, PCFC, SSS, TESDA

UN Agencies

FAO, ILO, UNDP, UNFPA, UNICEF, UN Habitat, UNV, WHO

Development Partners

ADB, AusAID, WB

Sub-Outcome Indicators

Indicators ¹	Sources of verification	Risks and assumptions
<p>Number of household beneficiaries covered by social protection programmes</p> <p><i>Baselines:</i></p> <ul style="list-style-type: none"> - 1 million (CCT, 2010) - 1,917,720 (KALAHI-CIDSS, 2009) - 151,454 (SEA-K Level 1, 2009) - 7,532 (SEA-K Level 2, 2009) - 53% (National Health Insurance Program coverage, 2008) <p><i>Targets:</i></p> <ul style="list-style-type: none"> - Approximately 4.3 million (CCT, 2014) - Estimated target of 2,015,597 households (KALAHI-CIDSS, 2011-2015) - 2,300,000 (SEA-K Level 1, 2011-2016) - 11,880 (SEA-K Level 2, 2011-2016) - 100% (NHIP, 2016) <p>Percent of families and children living in poverty with access to basic social services including health care, water and sanitation, basic education with focus on the CCT conditionality indicators</p> <p><i>Baseline: Latest NSCB data on number of poor households with access to nutrition, health and sanitation and basic education services</i></p> <p><i>Target: At least 4.3 million households (CCT target coverage by 2014)</i></p> <p>CCT Conditionality Indicators</p> <ul style="list-style-type: none"> • Percent of pregnant women in CCT programme attended by skilled health personnel during childbirth <i>Baseline: To be determined</i> <i>Target: To be determined</i> • Percent of children 0-5 years old in CCT programme receiving regular preventive health check up <i>Baseline: To be determined</i> <i>Target: To be determined</i> • Percent of children 0-5 years old in CCT programme immunised <i>Baseline: To be determined</i> <i>Target: To be determined</i> • Percent of children 6-14 years old in CCT programme receiving deworming pills <i>Baseline: To be determined</i> <i>Target: To be determined</i> • Percent of children 3-5 years old in CCT programme attending day care or pre-school classes at least 85% of the time <i>Baseline: To be determined</i> <i>Target: To be determined</i> • Percent of children 6-14 years old in CCT programme enrolled in elementary school and attending at least 85% of the time <i>Baseline: To be determined</i> <i>Target: To be determined</i> 	<p>DSWD database</p> <p>NSCB Reports</p> <p>Human Development Report</p>	<p>Assumption: Supply and demand-side support systems on accessing services are adequate</p> <p>Risk: Reduced funding allocation to social protection programmes</p>

¹Sources: PDP 2011-2016; Human Development Report, 2010

Indicators	Sources of verification	Risks and assumptions
<p>CCT Conditionality Indicators (con't)</p> <ul style="list-style-type: none"> Percent of children 6-14 years old in CCT programme enrolled in high school and attending at least 85% of the time <i>Baseline: To be determined</i> <i>Target: To be determined</i> <p>Number of beneficiary households graduating from CCT <i>Baseline: 0 (2011)</i> <i>Target: To be determined</i></p> <p>Percent increase in Human Development Index <i>Baseline: 0.726 (Non-income HDI value, 2010)</i> <i>Target: Increase in Non-income HDI value</i></p>		

Indicative Resources

Agencies	Regular Resources (in USD)	Other Resources (in USD)
UNDP	200,000	
UNFPA		500,000
UNICEF	800,000	5,000,000
UNV	50,000	
WHO	90,000	300,000
Sub-total	1,140,000	5,800,000
Total	6,940,000	

Proposed Areas of Interest

1. Capacity building

- Empowering claimholders to access basic social services from the programme
- Enhancing capacities of duty bearers to deliver basic services to 4Ps beneficiaries

2. Knowledge management

- Strengthening monitoring and evaluation system on the supply and demand components of the social protection programme

Sub-Outcome 1.6: HIV and AIDS

By 2018, more people at-most-risk, living with and affected by HIV will have access to quality HIV prevention, treatment, care and support services.

Context

National Development Goal

“The implementation of Universal Health Care shall be directed towards ensuring the achievement of the health system goals of better health outcomes, fair health financing and responsive health system by ensuring that all Filipinos, especially the disadvantaged groups, have equitable access to quality health care.” (*Chapter 8, Philippine Development Plan 2011-2016*)

“By 2016, the country will have prevented the further spread of HIV infection and reduced the impact of the disease on individuals, families, sectors, and communities.” (*5th AIDS Medium-Term Plan 2011-2016*)

Relevant MDGs



National/sectoral policy or programme framework

- 5th AIDS Medium-Term Plan 2011-2016
- National Strategy Framework on the Country HIV Response on Children and Young People (CWC/DOH/UNICEF, 2010)
- DOH Administrative Order No. 2010-0036 (Universal Health Care)
- National Objectives for Health
- Philippine AIDS Prevention and Control Act of 1998 (RA 8504)
- Magna Carta of Women (RA 9710)
- Comprehensive Dangerous Drugs Act of 2002 (RA 9165)
- Anti-Trafficking in Persons Act of 2003 (RA 9208)
- Revised Penal Code of the Philippines (RA 3815)
- Migrant Workers Act of 1995 (RA 8042)

International Commitments

- Millennium Development Goals (2000)
- UNGASS Declaration of Commitment on HIV/AIDS (2001)
- UN High-Level Meeting Political Declaration on HIV/AIDS (2006)

Joint programming framework document

- UNAIDS Strategy 2011-2016
- Joint Action for Results: UNAIDS Outcome Framework 2009-2011
- Joint UN Programme of Support on AIDS in the Philippines 2009-2010
- Second Guidance Paper on Joint UN Programmes and Teams on AIDS (February 2008)

National and Sub-national Partners

CHED, CHR, CSOs (including academe, business groups, faith-based organisations, media, organisations of people living with HIV and key populations, NGOs, sectoral representatives of the PNAC, trade unions), CWC, DBM, DDB, DFA, DepEd, DILG, DOLE, DOH, DOJ, DOT, DSWD, League of Vice-Mayors, LCP, LGA, LPP, NEDA, NYC, PCW, PDEA, PIA, PNP, Selected LGUs, TESDA, Upper and Lower Houses of Congress

UN Agencies

ILO, IMO, IOM, UNAIDS Secretariat, UNDP, UNESCO, UNFPA, UN Habitat, UNHCR, UNICEF, UNV, UN Women, WB, WHO

Development Partners

ADB, AusAID, EU, GFATM, OSI, USAID

Sub-Outcome Indicators

Indicators	Sources of verification	Risks and assumptions
<p>Percentage of most-at-risk and vulnerable populations reached by prevention services¹</p> <ul style="list-style-type: none"> • Sex Workers (SW) Baseline Female: 65% (2009) Baseline Male: No data Baseline TG: No data Target: 80% • Males who have Sex with Males (MSM) and Transgender (TG)² Baseline: <50% (2009) Target: 80% • People Who Inject Drugs (PWID) Baseline: <20% (2009) Target: 80% • Clients of Female SW Baseline: <20% (2007) Target: 80% • People Living with HIV (PLHIV) Baseline: <50% (2009) Target: 60% • Partners of SW, MSM, PWID and PLHIV³ Baseline: <50% (2009) Target: 60% • Overseas Filipino Workers (OFWs) Baseline: <50% (2009) Target: 60% <p>Percentage of PLHIVs among those in need of treatment who are receiving ARV and OI treatment</p> <ul style="list-style-type: none"> • Adults on ARV Baseline: >90% (2009) Target: 100% • Children on ARV Baseline: 5 (2009) Target: 100% • OI Treatment Baseline: 644 (2009) Target: 100% <p>Percentage of PLHIV and affected families reached by care and support services</p> <ul style="list-style-type: none"> • PLHIV Baseline: >50% (2009) Target: 60% • Affected families, including orphans Baseline: 1,847 (2009) Target: 60% 	<p>2012 YAFFS</p> <p>2013 and 2015 IHBSS</p> <p>Special surveys or studies on OFWs</p> <p>NASPCP Treatment Records/Reports</p> <p>Health Sector Progress Report Towards Universal Access (DOH)</p> <p>DSWD Care and Support Records/ Reports</p>	<p>Assumptions: National and local government will keep commitment to meet MDGs by 2015</p> <p>Government commitment to the MDGs is reiterated for beyond 2015</p> <p>Risks: Extended global economic crises affecting available funding support, including for AIDS</p> <p>Changes in political leadership that hamper provision of prevention services (e.g., condom promotion and distribution)</p>

¹ Includes PMTCT services for most-at-risk populations (MARPs)

² Includes clients of MSM and TG sex workers

³ "Intimate" partners refer to girlfriends, boyfriends and/or spouses. In the case of MSM, intimate partners refer to girlfriends and wives only; male intimate partners are classified as "MSM".

Indicative Resources

Agencies	Regular Resources (in USD)	Other Resources (in USD)
IOM		550,000
UNAIDS Secretariat	700,000	
UNDP	1,400,000	2,100,000
UNESCO	105,000	
UNFPA	300,000	
UNICEF	1,190,000	
UNV	50,000	
WHO	350,000	600,000
Sub-total	4,095,000⁴	3,250,000
Total	7,345,000	

Proposed Areas of Interest

1. Policies, plans and mechanisms

- Development of a legislative agenda to identify gaps, remove discriminatory elements, and reconcile conflicting provisions within key laws and policies
- Development of local policy agenda to align with national AIDS policies and priorities
- Formulation of normative guidelines for comprehensive HIV prevention, treatment and care for key populations following evidence-informed, rights-based and gender and age-sensitive standards

2. Capacity building for duty bearers

- Institutional capacity enhancement of the Philippine National AIDS Council to lead the national AIDS response
- Capacity building of NGAs, LGUs and CSOs to scale-up HIV prevention, treatment and care programmes for key populations, including systems strengthening and improving their capacities to mobilise and empower key populations to access services and participate in the national AIDS response

3. Knowledge management

- Generation and utilisation of strategic information on the epidemic, especially among key populations, for evidence-informed policy to guide investment in targeted and quality responses
- Strengthening of the national M&E system on HIV and AIDS to monitor and evaluate progress towards universal access and achievement of MDG 6 as embodied in the 5th AIDS Medium-Term Plan

⁴ILO and UN Women are participating UN agencies under this sub-outcome, although their resources for HIV and AIDS are integrated under Outcomes 2 and 3.6, respectively.

Sub-Outcome 2.1: Productive employment for sustainable and greener growth

By 2018, more men and women will be in decent and productive employment in agriculture, industries and communities utilizing greener processes.

Context

National Development Goal

Inclusive Growth. “Inclusive growth means, first of all, growth that is rapid enough to matter, given the country’s large population, geographical differences, and social complexity. It is sustained growth that creates jobs, draws the vast majority into the economic and social mainstream, and continually reduces mass poverty.” (*Chapter 1, Philippine Development Plan 2011-2016*)

“Increased levels of, opportunities for, and access to, decent and productive employment” (*draft, Chapter 4, The Philippine Labor and Employment Plan, 2011-2016*)

Relevant MDGs



National/sectoral policy or programme framework

- Philippine Labor and Employment Plan, 2011-2016
- Magna Carta of Women
- Magna Carta for SMEs and MSME Development Plan for 2010-2016
- One Town, One Product Framework
- National Framework Strategy on Climate Change 2010-2022
- Investment Priorities Plan (IPP)
- Master Plan for Indigenous Peoples Development (IP Master Plan)
- RA 10022, Amendment to RA 8042, Migrant Workers and Overseas Filipinos Act
- Promotion of Private and Public Sectors Partnership
- Agri-Pinoy Programme of the Department of Agriculture
- Comprehensive Agrarian Reform Programme Extension with Reforms
- Philippine Agenda 21

International Commitments

- Human Rights Convention
- International Labour Standards (ILO Conventions), including on child labour, migration and indigenous peoples
- International Convention on the Elimination of All Forms of Racial Discrimination
- International Covenant on Civil and Political Rights
- International Covenant on Economic, Social and Cultural Rights
- Convention on the Elimination of All Forms of Discrimination against Women
- Declaration of High Level Conference on World Food Security
- International Convention on the Protection of the Rights of All Migrant Workers and Members of Their Families
- International Conference on Population and Development
- Convention on the Rights of Persons with Disabilities
- Agenda 21
- Multilateral Environmental Agreements

Joint Programming Framework Document

Global Jobs Pact

National and Sub-national Partners

DA, DAR, DENR, DOE, DOF, DOLE, DOH, DOST, DOT, DTI, LGUs, NAPC, NCIP, NEDA, NSO, NSCB, PCW, NYC, RDCs

UN Agencies

FAO, IFAD, ILO, IOM, UNDP, UNEP, UNFPA, UNICEF, UNIDO, UN Habitat, UNV, WFP, WHO

Development Partners

ADB, AECID, AusAid, CIDA, EU, Government of Spain, GIZ, Japan, USAID, WB

Sub-Outcome Indicators

Indicators	Sources of verification	Risks and assumptions
<p>Employment to population (EP) ratio <i>Baseline: (2009)</i> - National: 59.2% - Men: 72.6% - Women: 45.9% <i>Target: Increase to be determined</i></p> <p>Working poor (WP) rate <i>Baseline: (2006)</i> - National: 28.2% - Men: 30.9% - Women: 24.1% <i>Target: Decrease to be determined</i></p> <p>Vulnerable employment (VE) rate <i>Baseline: (2009)</i> - National: 42.6% - Men: 40.7% - Women: 45.6% <i>Target: Increase to be determined</i></p> <p>Labour productivity (LP) growth rates <i>Baseline: (2009)</i> - National: 1.7% <i>Target: Increase to be determined</i></p> <p>Employment generated by MSMEs <i>Baseline: (2009) 3,595,641 jobs</i> <i>Target: Increase to be determined</i></p> <p>Number of registered MSMEs <i>Baseline: (2009) 777,357 enterprises</i> <i>Target: Increase to be determined</i></p>	<p>NSO Labour Force Survey</p> <p>Family Income and Expenditure Survey</p> <p>BLES Year of Labour Statistics</p> <p>DTI Reports on MSME Development</p>	<p>Assumptions: Stable macro-economy</p> <p>Positive perception by foreign and domestic investors remains.</p> <p>Cooperation of the private sector and civil society groups</p> <p>Coherence of environment and economic policy framework</p> <p>Risks: Conflict and threats of armed groups</p> <p>Natural disasters and calamities</p>

Indicative Resources

Agencies	Regular Resources (in USD)	Other Resources (in USD)
FAO	1,500,000	3,200,000
ILO	2,433,391	901,916
IOM		2,000,000
UNDP	350,000	650,000
UNEP	100,000	629,000
UNFPA	200,000	
UNIDO		5,000,000
WFP		20,300,00
Sub-total	4,583,391	32,680,916
Total	37,264,307	

Proposed Areas of Interest

1. Policies, plans and mechanisms
 - Employment strategies targeting vulnerable groups¹
 - Sustainable employment and environmental safeguards in local economic development and green enterprises
2. Capacity building of duty bearers
 - Productive employment and poverty reduction programs address local skills/employment mismatch, and improved utilisation of local resources.
 - Access to financing for enterprise development
3. Capacity building of claimholders
 - Sustainable use of natural and environmental resources
 - Development of productive rural enterprises to provide sustainable employment and opportunities
 - More competitive micro, small and medium enterprises with increased and sustainable production capacities
 - Financial literacy and entrepreneurship for migrants and recipients of migrants' remittances
 - Targeted training on entrepreneurship and enterprise development for vulnerable groups
 - Enhanced access to productive employment
 - Development of industries through value chain upgrading and industry clustering
4. Knowledge management
 - Improved and more accessible information on existing government interventions, best practices and the state of technology

¹ Vulnerable groups include women, youth, the working poor, the vulnerably employed, migrants, indigenous peoples, persons with disabilities.

Sub-Outcome 2.2: Decent work mechanisms

By 2018, mechanisms for decent work for all will have been strengthened.

Context

National Development Goal

Inclusive Growth. “Mutually agreed upon working arrangements for the purpose of increasing efficiency and streamlining operation which is essential for competitiveness of enterprises... must be consistent with the promotion of employment and protection of basic rights of workers and with the provision of adequate social safety nets to protect vulnerable workers.” (Chapter 3, *Philippine Development Plan 2011-2016*)

“Strengthened compliance with the Constitutionally protected rights of workers” (Improving quality of employment) and “Universal coverage, expanded benefits, accessibility of social protection and safe work for all” (draft, Chapter 4, *The Philippine Labor and Employment Plan 2011-2016*)

Relevant MDGs



National/sectoral policy or programme framework

- Philippine Labor and Employment Plan, 2011-2016
- Magna Carta of Women
- Magna Carta for Health Workers
- Master Plan for Indigenous Peoples development (IP Master Plan)
- RA 10022, Amendment to RA 8042, Migrant Workers & Overseas Filipinos Act
- RA 8504, The Philippines AIDS Prevention and Control Programme
- The Workplace Policy on HIV/AIDS (Occupational Safety and Health Centre; DOLE)
- Agri-Pinoy Programme of the Department of Agriculture

International Commitments

- Human Rights Convention
- International Labour Standards (ILO Conventions), including on child labour, migration and indigenous peoples
- ILO AIDS charter
- International Convention on the Elimination of All Forms of Racial Discrimination
- International Covenant on Civil and Political Rights
- International Covenant on Economic, Social and Cultural Rights
- Convention on the Elimination of All Forms of Discrimination against Women
- Declaration of High Level Conference on World Food Security
- International Convention on the Protection of the Rights of All Migrant Workers and Members of Their Families
- International Conference on Population and Development
- International Convention for the Protection of All Persons from Enforced Disappearance Convention on the Rights of Persons with Disabilities
- Agenda 21
- Multilateral Environmental Agreements
- Framework Convention on Tobacco Control
- Convention against Torture and Other Cruel, Inhuman or Degrading Treatment or Punishment
- Convention on the Rights of the Child

National and Sub-national Partners

BOI, DA, DAR, DENR, DOE, DOF, DOH, DOJ, DOLE, DOST, DOT, DTI, GSIS, LGUs, NAPC, NCIP, NEDA, NSCB, NSO, PCW, PhilHealth, NYC, RDCs, SSS

UN Agencies

IFAD, ILO, IOM, UNDP, UNEP, UNFPA, UNICEF, UNIDO, UN Habitat, UNV, WFP, WHO

Development Partners

ADB, AECID, AusAid, CIDA, EU, Government of Spain, GIZ, Japan, USAID, WB

Sub-Outcome Indicators

Indicators	Sources of verification	Risks and assumptions
<p>Social protection coverage of vulnerable groups of workers <i>Baseline:</i> - (Sept 2010): 28,648,489 SSS members (employees, self-employed and voluntary) - (June 2010): 21.65 million registered PhilHealth members <i>Target: Increase to be determined</i></p> <p>Number of ratified and adopted International Labour Standards <i>Baseline: (May 2011) 34</i> <i>Target: Increase to be determined</i></p> <p>Number of working children <i>Baseline: (2009) 2.2 million</i> <i>Target: Decrease to be determined</i></p> <p>Healthy workplace models on lifestyle, tobacco control, mental health, and STD/HIV/AIDS prevention implemented and documented <i>Baseline: To be generated</i> <i>Target: Models implemented and documented</i></p>	<p>DOLE, SSS, Philhealth, PCIC reports</p> <p>BLES Yearbook of Labor Statistics</p> <p>International Labour Organisation</p> <p>Philippines Survey of Children, National Statistics Office</p>	<p>Assumptions: Cooperation of the private sector, particularly employers and workers organisations</p> <p>Support of civil society</p>

Indicative Resources

Agencies	Regular Resources (in USD)	Other Resources (in USD)
ILO	2,433,391	4,324,360
IOM		1,000,000
UNAIDS	30,000	
UNIDO		100,000
UNV	50,000	
WHO	80,000	1,200,000
Sub-total	2,593,391	6,624,360
Total	9,217,751	

Proposed Areas of Interest

1. Policies, plans and mechanisms
 - Legislative framework for decent and productive employment
 - Enforcement of labour laws and standards
 - Social dialogue and dispute resolution processes
2. Capacity building for duty bearers
 - Enforcement of international labour standards
 - Services for returning, exploited and trafficked migrants
 - Occupational health and safety standards
3. Capacity building of claimholders
 - Improved access of workers, especially vulnerable workers, to social protection

Sub-Outcome 3.1: Citizens' Participation and Oversight

By 2018, the poor and disadvantaged will have increased participation in governance processes and oversight functions.

Context

National Development Goal

"Citizens' access to information and participation in governance will be enhanced by creating space for free, active, voluntary and genuine participation in policymaking, decision making and development planning." (*Chapter 7, Philippine Development Plan 2011-2016*)

Relevant MDGs



National/sectoral policy or programme framework

- Indigenous Peoples' Rights Act
- Poverty Alleviation and Social Reform Act
- Fisheries Code
- Agrarian Reform law
- Anti-Red Tape Act
- Local Government Code 1991
- Urban Development and Housing Act
- Magna Carta of Women
- Anti-Torture Act
- Volunteer Act of 2007
- Party List System Act

International Commitments

- UN Declaration on the Rights of Indigenous Peoples
- Convention on the Elimination of all forms of Discrimination Against Women
- International Covenant on Civil and Political Rights
- International Convention on Economic, Social and Cultural Rights
- ILO Convention No. 169 (Indigenous and Tribal Peoples Convention, 1989)
- ILO Convention No. 144 (Tripartite Consultation, 1976)
- General Assembly Resolution 56/38: Volunteerism for Development
- UN Convention on Reduction of Statelessness (1961)

National and Sub-national Partners

CHR, civil society groups, COMELEC, Congress, CSC, DA, DAR, DILG, DOH, DOJ, DOLE, DSWD, HUDCC, LGUs, NAPC, NCIP, NEDA, PCUP, PCW, peoples' organisations, PWP, PNVSCA

UN Agencies

ILO, IOM, UNDP, UNESCO, UNFPA, UNHCR, UN Women, UNV, WHO

Development Partner

AECID

Sub-Outcome Indicators

Indicators	Sources of verification	Risks and assumptions
<p>Number/Percentage of seats in national and local legislative bodies are occupied by number of basic sector representatives. <i>Baseline: Most recent DILG and Congress data on national and local sectoral representatives</i> <i>Target: 70% of legislative seats available for basic sectors filled up</i></p> <p>Number/ Percentage of CBOs regularly consulted by or represented in consultative bodies of national agencies and local government units <i>Baseline: Most recent DILG and NAPC data on CBOs in consultative bodies</i> <i>Target: 70% relevant sectors and geographical regions (for national agencies)/ districts (for local government units) are represented</i></p> <p>Number of legislations filed by sectoral representatives for the poor <i>Baseline: Most recent Congress data on bills filed</i> <i>Target: At least 1 bill is filed by each of the 10 basic sectors to address sector-based issues</i></p> <p>Number of PO resolutions advocated by national and local government units <i>Baseline: Most recent PO resolution submitted to Government</i> <i>Target: At least one PO resolution is submitted by each of the 10 basic sectors to Government</i></p> <p>Number of PO/CBO programmes implemented in partnership with NGAs and LGUs <i>Baseline: To be generated from the most recent survey to be done by NAPC</i> <i>Target: At least every major line agency and every province has a PO/CBO-Government partnership programme</i></p> <p>Number of POs/CBOs undertaking social audits, and government performance monitoring <i>Baseline: Most recent mapping of social audit initiated by POs/ CBOs</i> <i>Target: Each major service sector in government with corresponding citizen oversight mechanisms</i></p> <p>Worldwide Governance Indicators, 2009 <i>Baseline: Voice and Accountability Index of -0.12 out of Governance Score range of -2.5 to +2.5; Percentile rank of 45.5 (percentage of countries rating below the Philippines)</i> <i>Target: Uptrend in WGI Voice and Accountability Index rating</i></p>	<p>Government records including NAPC's reports of CSOs</p> <p>Government Agency Directory of CSOs</p>	<p>Assumptions: National and local leadership supportive</p> <p>Enabling environment in place for CSOs to actively participate</p> <p>CSOs are open to participation in governance processes.</p>

Indicative Resources

Agencies	Regular Resources (in USD)	Other Resources (in USD)
ILO		15,000
IOM		500,000
UNDP	500,000	1,000,000
UNESCO	250,000	
UNFPA	300,000	
UNHCR	366,522	
UNV	80,000	
UN Women	150,000	
WHO	300,000	1,200,000
Sub-total	1,946,522	2,715,000
Total	4,661,522	

Proposed Areas of Interest

1. Policies, plans and mechanisms

- Strengthening national and local policies, structures and mechanisms on citizens' participation and representation
- Establishing citizens' oversight mechanisms
- Securing executive and legislative seats for basic sectoral representatives
- Promoting electoral and political reforms to protect citizens' rights and participation
- Supporting initiatives to protect the rights and strengthen capacities of indigenous peoples
- Promoting access to protection of rights and basic services of stateless persons and persons at risk of statelessness, and the registration of stateless persons

2. Capacity building

- Strengthening community organisations and networks of peoples organisations
- Providing continuing education of the poor on governance and human rights
- Mainstreaming human rights-based approach to development and governance processes
- Developing and strengthening learning-resource institutions for people empowerment

3. Knowledge management

- Documenting best practices on citizens' initiatives
- Developing and localising citizens' satisfaction and monitoring tools
- Providing platforms for people-to-people dialogues
- Documenting and sharing indigenous knowledge of indigenous peoples

Sub-Outcome 3.2: Integrity and Accountability

By 2018, integrity, accountability and human rights measures and approaches will have been strengthened in the political system, pillars of justice, public finance and key service sectors.

Context

National Development Goal

“Corruption will be curbed to ensure that resources are effectively and efficiently used for priority public goods and services.”

“The rule of law shall be reinforced to ensure the impartial protection of rights and enforcement of obligations.” (*Chapter 7, Philippine Development Plan 2011-2016*)

Relevant MDGs



National/sectoral policy or programme framework

- Magna Carta of Women
- Indigenous Peoples’ Rights Act (IPRA)
- Anti-Red Tape Law
- Procurement Law
- Ombudsman Act 1989
- Anti Graft and Corrupt Practices Act
- Code of Ethical Standards for Public Officials and Employees
- Presidential Decree creating the Sandiganbayan or the Anti-Corruption Court

International Commitments

- International Convention on Economic, Social and Cultural Rights
- International Convention on Civil and Political Rights
- UN Convention Against Corruption
- UN Declaration of Indigenous Peoples
- ILO Convention No. 169 (Indigenous and Tribal Peoples Convention, 1989) – not ratified, promoted for ratification
- ILO Convention 87 and 98 covering freedom of association principles – ratified
- ILO Convention 144- (Tripartite Consultation) – ratified
- Conventions on Labour Inspection (ILO Convention 129 and 81) – not ratified
- ILO Convention 181 – (Prohibition of Payments to Manning Agencies) – not ratified

National and Sub-national Partners

Association of Schools of Public Administration, CHR, civil society organisations, CSC, DFA, DILG, DOF, DOJ, DOLE, Government Procurement Policy Board, IP organisations, League of Local Government Units, NCIP, NEDA, Office of the Ombudsman, PCW, private sector, Public Sector Labour Management Council, public sector unions, Supreme Court, workers’ organisations

UN Agencies

ILO, IOM, UNDP, UNODC, UNV, WHO

Development partners

AECID/Spain, Japan HSTF, Norway, Sweden, US

Sub-Outcome Indicators

Indicators	Sources of verification	Risks and assumptions
<p>Number of institutions and processes with functional, integrity, accountability and human rights measures and approaches in place <i>Baseline: Most recent data from the Office of the Ombudsman, CSC and CHR</i> <i>Target: 70% of all key government agencies functional, integrity, accountability and human rights measures and approaches</i></p> <p>Number of institutions within the criminal justice systems equipped with functional accountability mechanisms and approaches to combat crimes <i>Baseline: Most recent data on anti-crime legislation, policies, mechanisms and approaches</i> <i>Target: Anti-crime legislation, mechanisms and approaches in place</i></p> <p>Improved public perception on the integrity of national political systems, pillars of justice, public finance, key service sectors and local institutions and mechanisms <i>Baseline:</i> - 2010 Transparency International Perception Survey: 69% of Filipinos perceive an increase in corruption - 2009 Worldwide Governance Indicators: Control of Corruption Governance Score of 0.71 out of scale of -2.5 to +2.5 - Percentile rank of 27.1% (percentage of countries rating below the Philippines) <i>Target: Increasing annual trend in credibility/ integrity rating</i></p> <p>Improved performance in established corruption indices <i>Baseline: 2010 Transparency international: Philippines is ranked 134 globally with a high corruption index of 2.4.</i> <i>Target: Positive uptrend</i></p>	<p>Reports from the office of the OMB/ CHR</p> <p>DOJ Reports</p> <p>Monitoring reports on UNCAC and human rights compliance</p> <p>Independent public opinion surveys</p>	<p>Assumption: Strong support and priority given by the national leadership to anti-corruption measures</p>

Indicative Resources

Agencies	Regular Resources (in USD)	Other Resources (in USD)
UNDP	1,000,000	2,000,000
UNODC		2,100,000
WHO	150,000	600,000
Sub-total	1,150,000	4,700,000
Total	5,850,000	

Proposed Areas of Interest

1. Policies, plans and mechanisms

- Putting in place accountability measures in key service sectors, political and justice systems to comply with the country's commitments to UN conventions and treaties on gender, human rights, corruption and crimes
- Promoting reforms to address structural issues on electoral and political systems and the pillars of justice
- Promoting mechanisms to put in place integrity and accountability mechanisms among key government and political institutions
- Putting in place citizens' monitoring tools to promote integrity and accountability

2. Capacity building

- Enhancing capacities of oversight bodies and networks of civil society organisations
- Strengthening interagency coordination within the pillars of the justice system
- Developing and strengthening networks of learning-resource institutions to promote integrity and accountability
- Mainstreaming human rights-based approach in integrity and accountability initiatives

3. Knowledge management

- Promoting mechanisms for monitoring compliance of duty bearers on social contracts
- Documenting best practices on integrity and accountability initiatives

Sub-Outcome 3.3: Local Development Planning and Management

By 2018, capacities of LGUs and other local institutions in planning and management will have been strengthened.

Context

National Development Goal

“The desired goal for the medium-term is to promote and practise effective and honest governance. This will be pursued to create an enabling environment for the citizens and the private sector wherein there is equal access to opportunities to achieve their full potential. Effective and honest governance will be promoted and practised through four key strategies: 1) Ensure high-quality, effective, efficient, transparent, accountable, economically and physically accessible and non-discriminatory delivery of public service; 2) Curb corruption; 3) Strengthen the rule of law; and 4) Enhance citizens’ access to information and participation in governance.”

Government has selected 120 LGUs which will be developed as “Sparkplugs for Governance and Economic Development.” (Chapter 7, *Philippine Development Plan 2011-2016*)

Relevant MDGs



National/sectoral policy or programme framework

- Local Government Code
- Urban Development and Housing Act
- National Urban Development and Housing Framework
- Magna Carta of Women

International Commitments

- UN Human Rights Conventions
- Millennium Declaration
- Right to Development
- Habitat Agenda (signed by UN member-states)

National and Sub-national Partners

CSC, civil society groups, CHR, DAP, DILG, HLURB, HUDCC, leagues of provinces/cities/municipalities, LGA, LGUs, line departments, Philippine Urban Consortium, Pillars of Justice, private sector/business

UN Agencies

IOM, UNDP, UNFPA, UN Habitat, UNICEF, UNV, WHO

Development Partners

ADB, AECID, CIDA, Cities Alliance, SIDA, WB

Sub-Outcome Indicators

Indicators	Sources of verification	Risks and assumptions
<p>% of functional Local Development Councils <i>Baseline and target to be determined</i></p> <p>Public satisfaction ratings on the performance of local governance institutions <i>Baseline and target to be determined</i></p> <p>% of LGUs with quality comprehensive development plan <i>Quality indicators baseline and target to be determined</i></p> <p>% of LGUs with approved Comprehensive Land Use Plan <i>Baseline: 87% (1,400 of 1600 CLUPs approved)</i> <i>Target: 100% of CLUPs approved (covering cities and municipalities)</i></p> <p>Number of LGUs with e-governance systems in place <i>Baselines and targets to be determined</i></p>	<p>LGPMs</p> <p>Leagues and LGU Reports</p> <p>Public opinion surveys and researches</p> <p>HUDCC Annual Report on Shelter</p>	<p>Assumptions: National and local leaders are committed to implement decentralization and development</p> <p>Cooperation and understanding among LGUs and leaders</p>

Indicative Resources

Agencies	Regular Resources (in USD)	Other Resources (in USD)
IOM		1,500,000
UNDP	1,000,000	3,000,000
UN Habitat		500,000
UNICEF	400,000	1,325,000
UNFPA	300,000	600,000
UNV	50,000	
WHO	108,000	1,000,000
Sub-total	1,858,000	7,325,000
Total	9,183,000	

Proposed Areas of Interest

1. Policies, plans and mechanisms

- Establishing local governance mechanisms for UN convergence areas in Metro Manila, Metro Cebu and Metro Davao
- Strengthening multi-stakeholder coordination mechanisms
- Establishing mechanisms to sustain gains of local development initiatives
- Supporting policies and mechanisms to promote LGU accountability
- Strengthening LGU policies and mechanisms that promote enhancing physical access of the poor in isolated areas to basic social services

2. Capacity building

- Continuing education for local leaders supported by increasing number of academic institutions providing education and mentoring on local governance for local leaders; new policies, programmes or activities developed as a result of sustained capacity development interventions; a common handbook for continuing education; and local capacity building funds established for local governance
- Enhancing capacities for tax collection and revenue generation and fiscal planning and management

3. Knowledge management

- Establishment of Philippine urban observatory and local observatories
- Continuing documentation and sharing of best practices in local governance

Sub-Outcome 3.4: Conflict Prevention and Peace-Building

By 2018, local and national duty bearers and claimholders will have enhanced capacities to prevent, manage and resolve conflicts and to sustain peace.

Context

National Development Goal

”While the government’s aim is to win the peace, the goal for the medium-term is to bring all armed conflict to a permanent and peaceful closure.” (*Chapter 9, Philippine Development Plan 2011-2016*)

Relevant MDGs



National/sectoral policy or programme framework

- Executive Order 125
- Disaster Risk Reduction and Management Act of 2010
- Indigenous Peoples Rights Act
- Magna Carta of Women
- Mindanao 2020
- PAMANA Programme for Conflict-Affected Areas

International Commitments

- UN Guiding Principles on Internal Displacement
- UN Declaration on the Rights of Indigenous Peoples
- ILO Convention 169
- UN Security Council Resolutions 1325, 1820 and 1612

National and Sub-national Partners

Academic institutions, ARMM, CHR, civil society, faith-based organisations, DepEd, DILG-PNP, DND-AFP, LGUs, MinDA, NCIP, NEDA, OPAPP, PCW

UN Agencies

FAO, ILO, IOM, UNDP, UNESCO, UNFPA, UN Habitat, UNHCR, UNICEF, UNV, WHO

Development Partners

AECID, AusAID, EU, NZAID

Sub-Outcome Indicators

Indicators	Sources of verification	Risks and assumptions
<p>Percentage of duty bearers and claimholders (groups) in localities identified as conflict-affected areas applying peace building principles and processes in local governance <i>Baseline: To be determined</i> <i>Target: 30% increase from baseline</i></p> <p>Percentage of communities in conflict-affected areas engaging in processes of dialogue, negotiation and mediation <i>Baseline: To be determined</i> <i>Target: 50% increase from baseline</i></p> <p>Number of national and local legislation, issuances and plans addressing conflict prevention and peace-building <i>Baseline: To be determined</i> <i>Target: 30% increase from baseline</i></p> <p>Number of functional peace and development mechanisms <i>Baseline: To be determined</i> <i>Target: 30% increase from baseline</i></p>	<p>National and local government reports</p> <p>Documentation of civil society initiatives</p> <p>Community baseline and impact assessment surveys</p> <p>Local development plans</p>	<p>Assumption: Government and stakeholders remain committed to pursue peace and development</p> <p>Risks: Breakdown in formal peace processes may spark renewed fighting</p> <p>Poor security conditions in the field may hamper project implementation</p> <p>Fiscal constraints of government may limit efforts for economic development</p>

Indicative Resources

Agencies	Regular Resources (in USD)	Other Resources (in USD)
FAO		900,000
UNDP	1,065,050	6,000,000
UNESCO	300,000	
UNFPA	200,000	
UN Habitat	30,000	30,000
UNHCR	23,964,882	
UNICEF	425,000	3,500,000
UN Women	200,000	
UNV	50,000	
WHO		2,000
Sub-total	26,234,932	12,430,000
Total	38,664,932	

Proposed Areas of Interest

1. Policies, plans and mechanisms

- Mainstreaming peace-promoting principles into national plans, policies and programmes
- Promoting participatory conflict prevention, management and resolution mechanisms

2. Capacity building

- Enhancing capacities to implement legal and policy instruments to protect human rights and access to justice of vulnerable sectors
- Rehabilitation of conflict-affected areas
- Increased participation of civil society, faith-based groups and academe in conflict prevention and management
- Security sector reform
- Broadening the peace constituency

3. Knowledge management

- Prevention, response and monitoring mechanisms established for the protection of women, children, youth, indigenous peoples, IDPs and other vulnerable sectors in armed conflict
- Documentation and dissemination of good practices and lessons learned in peace-building and conflict prevention, and in governance in conflict settings

Sub-Outcome 3.5: Population and Development

By 2018, the Philippines will have a national and local policy environment conducive to the implementation of population programmes.

Context

National Development Goal

“The Directional Plan for Population 2011 to 2016 shall address the gaps and challenges towards poverty alleviation. Its long-term goal is to improve the quality of life of all Filipinos through responsible parenting, better health and education, population outcomes that are in harmony with available resources and sustainable environment conditions and reduction of poverty and inequalities in human development opportunities.” (*Chapter 8, Philippine Development Plan 2011-2016*)

Relevant MDGs



National/sectoral policy or programme framework

- Philippine Population Management Program, 2002-2004 (for revision)
- Magna Carta of Women
- Urban Development and Housing Act

International Commitments

- International Conference on Population and Development, Cairo, Egypt, 1994
- UN Millennium Declaration, 2000

National and Sub-national Partners

DILG, DOH, DSWD, ECOP, FAD, FORUM, FPOP, HUDCC, Inter-faith Partnership for the Promotion of Responsible Parenthood, LIKHAAN, LGUs, PCPD, PLCPD, PNGOC, POPCOM, NAPC, NSCB, NSO, RHAN, TUCP, UPPI, Youth Consortium, ZOTO

UN Agencies

ILO, IOM, UNDP, UNFPA, UN Habitat, UNHCR, UNV

Development Partners

ADB, AusAID, EC, private sector, USAID, WB

Sub-Outcome Indicators

Indicators ¹	Sources of verification	Risks and assumptions
National population management/ RH policy <i>Baseline: 0</i> <i>Target: Appropriate law/policy enacted</i>	Census/survey results Congress reports	Assumptions: Availability of resources and technical expertise
Number of local population management/ RH codes <i>Baseline: 26</i> <i>Target: To be defined following PDP</i>	POPCOM reports NSO-APIS	Political will to implement policies Risk: Opposition of conservative groups may derail passage of population/RH policy and/or implementation of effective population management programme
Existence of a population management programme that promotes responsible parenthood, reproductive health and rights <i>Baseline: 0</i> <i>Target: Programme in place</i>	NEDA reports HUDCC reports	
Number of local Community Development Plans incorporating population management situation analysis and programmes <i>Baseline: 41</i> <i>Target: To be defined following PDP</i>		
Population Growth Rate <i>Baseline: 2.04% (NSO, 2007)</i> <i>Target (2015): 1.48 (PDP)</i>		
Urbanisation rate <i>Baseline: 3.0% (2005-2010 estimates)</i> <i>Target: To be defined following PDP</i>		

Indicative Resources

Agencies	Regular Resources (in USD)	Other Resources (in USD)
IOM		500,000
UNFPA	3,900,000	1,500,000
UN Habitat		100,000
UNV	50,000	
Sub-total	3,950,000	2,100,000
Total	6,050,000	

¹ Source of baselines: POPCOM, 2010

Proposed Areas of Interest

1. Policies, plans and mechanisms
 - Mechanisms for enhancing participation of local communities in population policy and programme development, implementation and monitoring, including piloting of a financing facility at the LGU level, in place
2. Capacity building for duty bearers
 - Capacity among national and local legislators on population policy development strengthened
 - Capacity among national, sectoral and local planners in integrating population factors into development enhanced
 - Capacity of local government units and their communities to manage and maximise the benefits from urbanisation and the reintegration of overseas migrants/ Filipino workers strengthened
3. Monitoring and evaluation, and knowledge management
 - Technical support for demographic data collection, analysis and dissemination, including monitoring of rural-urban population and development dynamics, international migration flows and identification of stateless persons, enhanced

Sub-Outcome 3.6: Women's Empowerment

By 2018, the capacities of the government to protect, fulfill and promote the rights of women and girls, especially the marginalised, as defined and guaranteed in the Magna Carta of Women, will have been strengthened.

Context

National Development Goal

“To reduce poverty and inequality, universalize elementary education and health care, achieve gender equality, ensure environmental sustainability and foster global partnership for development” (*Chapter 8, Philippine Development Plan 2011-2016*)

“To promote empowerment of women and pursue equal opportunities for women and men, and ensure equal access to resources and to development results and outcome “ (*Republic Act 9170, Magna Carta of Women*)

Relevant MDG



National/sectoral policy or programme framework

- Magna Carta of Women
- Philippine Plan for Gender-Responsive Development, 1995-2025

International Commitments

- Convention on the Elimination of All Forms of Discrimination against Women
- Beijing Platform for Action
- International Conference on Population and Development Programme of Action

National and Sub-national Partners

CHR, DILG, DOJ, EnGendeRights, GAD Resource Network, Inter-Agency Committee on Gender Statistics (IACGS), Nisa UI Haqq Fi Bangsamoro, NSCB, NSO, PCW, PILIPINA, PKKK, PNP, Regional Sub-Committee on Gender and Development (RSCGAD)-ARMM, WAGI, WLB, UP Center for Women's Studies

UN Agencies

ILO, IOM, UNDP, UNFPA, UN Habitat, UNICEF, UNHCR, UN Women, UNV, WHO

Development Partners

AusAID, CIDA, EU

Sub-Outcome Indicators

Indicators	Sources of verification	Risks and assumptions
<p>Number of national laws amended or enacted in accordance with the Magna Carta of Women <i>Baseline: 11 Priority National Bills (as identified in the MCW)</i> <i>Target: 3 National Bills amended or enacted</i></p>	House of Representative/ Senate Records	<p>Assumptions: Favorable policy environment</p> <p>State bodies, other stakeholders pro-active in addressing women's human rights cases</p> <p>Availability of human and financial resources</p> <p>High awareness level on MCW among claimholders</p> <p>Risks: Systematic intervention by groups/ organisations opposed to changes in existing gender dynamics/ women's status</p> <p>Turn-over of trained personnel</p>
<p>Number of provincial issuances that will implement the Magna Carta of Women enacted <i>Baseline: 0</i> <i>Targets: 1 per province x 11 provinces</i></p>	Supreme Court Issuances/ DILG/ DOJ Records	
<p>Legal remedies for the protection of women's and girls' rights under the Magna Carta of Women <i>Baseline: To be determined</i> <i>Target: Legal remedies in place and fully operational</i></p>	PCW Records	
<p>Case resolution rate within PCW and CHR standards of acceptable case ageing and backlog rate <i>Baseline: To be determined</i> <i>Target: To be determined</i></p>	CHR Records	
<p>Satisfaction level of women and girls in the services provided by NGAs and LGUs as guaranteed in the Magna Carta of Women <i>Baseline: To be determined</i> <i>Target: High satisfaction level among women and girls in UNDAF convergence sites</i></p>	DOJ Records	
	Survey	

Indicative Resources

Agencies	Regular Resources (in USD)	Other Resources (in USD)
IOM		300,000
UNDP	550,000	
UNESCO	21,000	
UNFPA	1,000,000	
UNICEF	175,000	175,000
UN Women	600,000	
Sub-total	2,346,000	475,000
Total	2,821,000	

Proposed Areas of Interest

1. Policies, plans and mechanisms
 - Strengthened national legal framework with regard to women's rights
2. Capacity building for duty bearers
 - Increased capacity of NGAs and LGUs to implement provisions of the Magna Carta of Women
3. Capacity building of claimholders
 - Increased capacity of civil society organisations/people's organizations supporting women's and girls' rights, to advocate for the implementation of the Magna Carta of Women
4. Monitoring and Evaluation
 - Strengthened Monitoring and Evaluation system for the Magna Carta of Women

Sub-Outcome 4.1: Disaster Risk Reduction and Management

By 2018, vulnerable communities and the national and local governments will be better able to manage natural and human-induced disaster risks.

Context

National Development Goal

“Enhanced resilience of natural systems and improved adaptive capacities of human communities to cope with environmental hazards including climate-related risks, by (i) strengthening institutional capacities of national and local governments for climate change adaptation and disaster risk reduction and management; (ii) enhancing the resilience of natural systems; and (iii) improving adaptive capacities of communities.” (Chapter 10, Goal 3, Philippine Development Plan 2011-2016)

Relevant MDGs



National/sectoral policy or programme framework

- Philippine Disaster Risk Reduction and Management Act of 2010
- Philippine Agenda 21

International Commitments

- Hyogo Framework for Action 2005-2015
- UN Policy for Post-Conflict Employment Creation, Income Generation and Reintegration
- UN Humanitarian Response Cluster System
- Agenda 21

National and Sub-national Partners

ARMM, BFP, CSOs, DA, DENR, DND, DOE, DOH, DOLE, DSWD, DTI, HLURB, HUDCC, LGUs, MinDA, NAPC, NCIP, NDRRMC, NEDA, OCD, OPAPP, TESDA

UN Agencies

FAO, ILO, IOM, UNDP, UNEP, UNESCO, UNFPA, UN Habitat, UNHCR, UNIDO, UNV, WFP, WHO

Development Partners

AECID, AusAID, CIDA, DIPECHO, WB

Sub-Outcome Indicators

Indicators	Sources of verification	Risks and assumptions
<p>% damages and losses following natural and human-induced disasters <i>Baseline: To be determined</i> <i>Target: 50% reduction from baseline</i></p> <p>% allocation for DRRM of budgets by national and local governments <i>Baseline: To be determined</i> <i>Target: 30% increase over baseline (increase in millions)</i></p> <p>% decrease in mortalities following natural and human-induced disasters <i>Baseline: to be determined</i> <i>Target: 50% decrease from baseline</i></p> <p>% displaced people following natural and human-induced disasters <i>Baseline: To be determined</i> <i>Target: 50% decrease from baseline</i></p>	<p>NDRRMC Annual Report</p> <p>Budget and project reports from LGUs and government line agencies</p>	<p>Assumption: No substantial delays in the operationalisation of the DRRM Act of 2010</p> <p>Risk: NDRRMC may encounter administrative barriers from being a newly formed council</p>

Indicative Resources

Agencies	Regular Resources (in USD)	Other Resources (in USD)
FAO	500,000	2,000,000
IOM		2,000,000
UNDP	500,000	5,000,000
UNESCO		2,500,000
UNFPA		2,000,000
UNICEF	800,000	10,000,000
UNV	50,000	
WFP		3,300,000
WHO		4,000,000
Sub-total	1,850,000	30,800,000
Total	32,650,000	

Proposed Areas of Interest

1. Policies, plans and mechanisms
 - DRRM integration into national policies, plans and programmes based on hazard risk, vulnerability and capacity assessments
 - DRRM integration into local policies, plans and programmes based on hazard risk, vulnerability and capacity assessments
 - Implementation of priority¹ DRRM mitigation and preparedness actions at national and local levels
2. Competency building
 - Technical training and skills development on DRRM including community-based DRRM
 - Institutionalisation of DRRM capacity-building programmes
 - Strengthening of DRMM networks and partnerships
3. Knowledge management
 - Development of new or strengthening of existing facilities or institutions functioning as DRRM knowledge hubs
 - DRRM knowledge products development and dissemination
 - Establishment of DRMM community of practice

¹ Priority actions of the UN in DRRM include capacity-building activities, development of tools and framework and small-scale infrastructure

Sub-Outcome 4.2: Climate Change Adaptation

By 2018, capacities of vulnerable communities to adapt to climate change will have been enhanced.

Context

National Development Goal

“Enhanced resilience of natural systems and improved adaptive capacities of human communities to cope with environmental hazards including climate-related risks, by (i) strengthening institutional capacities of national and local governments for climate change adaptation and disaster risk reduction and management; (ii) enhancing the resilience of natural systems; and (iii) improving adaptive capacities of communities.” (Chapter 10, Goal 3, *Philippine Development Plan 2011-2016*)

Relevant MDGs



National/sectoral policy or programme framework

- Climate Change Act of 2009
- National Framework Strategy on Climate Change 2010-2022
- National Climate Change Action Plan
- Philippine Agenda 21

International Commitments

- UN Framework Convention on Climate Change
- Agenda 21

National and Sub-national Partners

CCC, DILG, DOST, NEDA, Sectoral NGAs (DA, DAR, DENR, DOE, DOH, DOLE, DPWH, DTI, HLURB, HUDCC)

UN Agencies

FAO, IAEA, ILO, IOM, UNDP, UNEP, UNESCO, UN Habitat, UNIDO, UNV, WFP, WHO

Development Partners

ADB, AECID, AusAID, EU, GEF, GIZ, JICA, WB

Sub-Outcome Indicators

Indicators	Sources of verification	Risks and assumptions
% mortalities, morbidities and economic loss from extreme meteorological/ met-induced events <i>Baseline: To be determined</i> <i>Target: 25% from baseline (reduce)</i>	NDRMMC reports Sectoral agencies (DA, DENR, etc) reports Independent evaluations	Assumption: Timely availability of enabling environment including policy, systems and tools, plans and programmes and competent duty bearers, for capacity development of vulnerable communities Risk: Delay in the availability of the enabling environment and inputs for community capacity development
% of productivity of sectors affected by climate change <i>Baseline: To be determined</i> <i>Target: 25% from baseline (increase/decrease)</i>		

Indicative Resources

Agencies	Regular Resources (in USD)	Other Resources (in USD)
FAO		4,000,000
IAEA	1,000,000	
ILO		1,000,000
IOM		1,000,000
UNDP	500,000	20,000,000
UNESCO	24,500	5,500,000
UNEP	40,000	
UNFPA		500,000
UN Habitat		100,000
UNIDO		6,000,000
UNV	50,000	
WFP		4,000,000
WHO	42,000	1,200,000
Sub-total	1,656,500	43,300,000
Total	44,956,500	

Proposed Areas of Interest

1. Policies, plans and mechanisms

- Climate-proofing national, regional and local plans and regulatory processes
- Vulnerability and adaptability assessments for all plans (national¹, regional and local levels)
- Development of revised planning and programming guidelines reflecting climate change parameters in analytical procedure

2. Competency building

- Development and piloting of competency development programme(s) for relevant national and local government agencies/offices
- Development and piloting of competency development programme(s) for communities
- Climate and impact² monitoring system(s) developed and tested at national, regional and local levels
- Development of competencies in use of technologies for agricultural production particularly in relation to the effects of climate change

3. Knowledge management

- Development and/or strengthening of CCA KM and technical support system(s)
- Development/pilot testing of KM /technical support system(s) for communities

¹ PDP, sectoral plans

² Impact on ecosystems and various sectors

Sub-Outcome 4.3: Environment and Natural Resources Conservation and Protection

By 2018, capacities of national and local government officials and communities to conserve and sustainably manage the country's environment and natural resources, including biodiversity and sustainable energy sources will have been enhanced.

Context

National Development Goal

“Improved conservation, protection and rehabilitation of the natural resources and improved environmental quality for a cleaner and healthier environment.” (Chapter 10, Goals 1 and 2, Philippine Development Plan 2011-2016)

Relevant MDGs



National/sectoral policy or programme framework

- ENR Framework
- Updated Forestry Master Plan
- Philippine Agenda 21
- National Biodiversity Strategies and Action Plan (NBSAP)
- Renewable Energy Act of 2008
- Electric Power Industry Reform Act (EPIRA) 2001

International Commitments

- Agenda 21
- Convention on Biological Diversity
- UN Convention to Combat Desertification
- Rotterdam Convention
- Stockholm Convention
- Basel Convention
- Montreal Protocol

National and Sub-national Partners

Congress, DENR, DILG, DOST, HUDCC, HLURB, Judiciary (SC), other sectoral NGAs (e.g. DA, DAR, DOE, DOH, DOTC, DTI)

UN Agencies

FAO, IAEA, UNDP, UNESCO, UN Habitat, UNIDO, UNV, WHO

Development Partners

ADB, AECID, AusAID, EU, GEF, GIZ, JICA, WB

Sub-Outcome Indicators

Indicators	Sources of verification	Risks and assumptions
% degradation rates of critical environment and natural resources parameters ¹ <i>Baseline: To be determined</i> <i>Target: 50% from baseline (decrease)</i>	DENR periodic/ annual reports	Assumptions: Enabling environment in place Timely availability of inputs (e.g. pertinent tools, programmes, financial and human resources, etc.) Risk: Delay in the emplacement of an enabling environment and inputs for capacity development
% productivity ² of ENR sub-sectors over baselines <i>Baseline: To be determined</i> <i>Target: 25% over baseline (increase)</i>	DENR/ DA periodic/ annual Reports	
% rates of renewable energy development/ use and energy efficiency <i>Baseline: To be determined</i> <i>Target: 30% over baseline (increase)</i>	DENR/ DOE periodic/ annual reports	

Indicative Resources

Agencies	Regular Resources (in USD)	Other Resources (in USD)
FAO	500,000	2,000,000
IAEA	1,000,000	
UNDP	500,000	25,000,000
UNESCO		1,500,000
UN Habitat		50,000
UNIDO		2,000,000
UNV	50,000	
WFP		4,000,000
WHO		600,000
Sub-total	2,050,000	35,150,000
Total	37,150,000	

¹ e.g. deforestation, water and air quality, land degradation, etc. e.g., sustainability assessment

² in actual NR stock for sustenance of dependent communities and base for economic enterprises; increased incomes of dependent communities

Proposed Areas of Interest

1. Policies, plans and mechanisms

- Rationalization of ENR, including energy, policy development, planning and programming supported to address overlaps, conflicts and gaps
- Establishment of multi-stakeholder ENR/sustainable energy consultative mechanisms³
- Development of guidelines/tools on harmonized ENR valuation; carrying capacity assessment; integrated ENR assessment⁴

2. Competency building

- Development and implementation of competency development (CeD) programme(s) for key ENR/sustainable energy actors
- Integrated ENR management and sustainable energy development and utilization models demonstrated in selected critical ecosystems/pilot areas⁵
- Development of competency in use of technologies for detection and environmental pollution

3. Knowledge management

- Strengthening of existing ENR/sustainable energy KM systems
- Development/Improvement and dissemination of selected existing ENR/sustainable energy KM systems products
- Pilot testing of selected KM model(s) pilot
- Development of information database on environmental pollutants

³For example, the multi-stakeholder REDD Council

⁴For example, a sustainability assessment

⁵ Model(s) could be developed on an individual (sectoral/sub-sectoral) or integrated (ecosystems or LGU basis)

Estimated Resource Requirements

UNDAF Outcome Groups and Sub-Outcomes	FAO		IFAD		IAEA		IOM		ILO		
	Reg	Others	Reg	Others	Reg	Others	Reg	Others	Reg	Others	
OG1: UNIVERSAL ACCESS TO QUALITY SOCIAL SERVICES, WITH FOCUS ON THE MDGs											
1.1. Food and Nutrition Security	1,000,000	3,200,000			1,000,000						78,896
1.2. Universal Health Care					3,000,000			500,000			
1.3. Reproductive, Maternal and Neonatal Health											
1.4. Education											1,000,000
1.5. Social Protection											
1.6. HIV/AIDS								550,000			
SUB-TOTAL	1,000,000	3,200,000			4,000,000			1,050,000			1,078,896
TOTAL	4,200,000				4,000,000		1,050,000		1,078,896		
OG2: DECENT AND PRODUCTIVE EMPLOYMENT FOR SUSTAINED, GREENER GROWTH											
2.1. Productive employment for sustainable, greener growth	1,500,000	3,200,000						2,000,000	2,433,391	901,916	
2.2. Decent work mechanisms								1,000,000	2,433,391	4,324,360	
SUB-TOTAL	1,500,000	3,200,000						3,000,000	4,866,782	5,226,276	
TOTAL	4,700,000						3,000,000		10,093,058		
OG3: DEMOCRATIC GOVERNANCE											
3.1. Citizens' participation and oversight								500,000		15,000	
3.2. Integrity and accountability											
3.3. Local development planning and management								1,500,000			
3.4. Conflict prevention and peacebuilding		900,000									
3.5. Population and development								500,000			
3.6. Women's empowerment								300,000			
SUB-TOTAL		900,000						2,800,000		15,000	
TOTAL	900,000						2,800,000		15,000		
OG4: RESILIENCE TOWARD DISASTERS AND CLIMATE CHANGE											
4.1. Disaster risk reduction and management	500,000	2,000,000						2,000,000			
4.2. Climate change adaptation		4,000,000			1,000,000			1,000,000		1,000,000	
4.3. ENR conservation and protection	500,000	2,000,000			1,000,000						
SUB-TOTAL	1,000,000	8,000,000			2,000,000			3,000,000		1,000,000	
TOTAL	9,000,000				2,000,000		3,000,000		1,000,000		
SUB-TOTAL	3,500,000	15,300,000			6,000,000			9,850,000	4,866,782	7,320,172	
TOTAL	18,800,000				6,000,000		9,850,000		12,186,954		

UNAIDS		UNDP		UNEP		UNESCO		UNFPA		UN Habitat	
Reg	Others	Reg	Others	Reg	Others	Reg	Others	Reg	Others	Reg	Others
								100,000			
									500,000		
								10,500,000	11,600,000		
								350,000	150,000		
		200,000							500,000		
700,000		1,400,000	2,100,000			105,000		300,000			
700,000		1,600,000	2,100,000			455,000		11,050,000	12,600,000		
700,000		3,700,000				455,000		23,650,000			

		350,000	650,000	100,000	629,000			200,000			
30,000											
30,000		350,000	650,000	100,000	629,000			200,000			
30,000		1,000,000		729,000				200,000			

		500,000	1,000,000			250,000		300,000			
		1,000,000	2,000,000								
		1,000,000	3,000,000					300,000			500,000
		1,065,050	6,000,000			300,000		200,000		30,000	30,000
								3,900,000	1,500,000		100,000
		550,000				21,000		1,000,000			
		4,115,050	12,000,000			571,000		5,700,000	1,500,000	30,000	630,000
		16,115,050				571,000		7,200,000		660,000	

		500,000	5,000,000				2,500,000		2,000,000		
		500,000	20,000,000	40,000		24,500	5,500,000		500,000		100,000
		500,000	25,000,000				1,500,000				50,000
		1,500,000	50,000,000	40,000		24,500	9,500,000		2,500,000		150,000
		51,500,000		40,000		9,524,500		2,500,000		150,000	
730,000		7,565,050	64,750,000	140,000	629,000	1,050,500	9,500,000	16,950,000	16,600,000	30,000	780,000
730,000		72,315,050		769,000		10,550,500		33,550,000		810,000	

UNDAF Outcome Areas and Sub-Outcome Groups	UNHCR		UNICEF		UNIDO		UNODC	
	Reg	Others	Reg	Others	Reg	Others	Reg	Others

OG1: UNIVERSAL ACCESS TO QUALITY SOCIAL SERVICES, WITH FOCUS ON THE MDGs

1.1. Food and Nutrition Security			6,300,000	40,700,000		2,000,000		
1.2. Universal Health Care								
1.3. Reproductive, Maternal and Neonatal Health								
1.4. Education			700,000	7,000,000				
1.5. Social Protection			800,000	5,000,000				
1.6. HIV/AIDS			1,190,000					
SUB-TOTAL			8,990,000	52,700,000		2,000,000		
TOTAL			61,690,000		2,000,000			

OG2: DECENT AND PRODUCTIVE EMPLOYMENT FOR SUSTAINED, GREENER GROWTH

2.1. Productive employment for sustainable, greener growth						5,000,000		
2.2. Decent work mechanisms						100,000		
SUB-TOTAL						5,100,000		
TOTAL						5,100,000		

OG3: DEMOCRATIC GOVERNANCE

3.1. Citizens' participation and oversight	366,522							
3.2. Integrity and accountability								2,100,000
3.3. Local development planning and management			400,000	1,325,000				
3.4. Conflict prevention and peacebuilding	23,964,882		425,000	3,500,000				
3.5. Population and development								
3.6. Women's empowerment			175,000	175,000				
SUB-TOTAL	24,331,404		1,000,000	5,000,000				2,100,000
TOTAL	24,331,404		6,000,000				2,100,000	

OG4: RESILIENCE TOWARD DISASTERS AND CLIMATE CHANGE

4.1. Disaster risk reduction and management			800,000	10,000,000				
4.2. Climate change adaptation						6,000,000		
4.3. ENR conservation and protection						2,000,000		
SUB-TOTAL			800,000	10,000,000		8,000,000		
TOTAL			10,800,000		8,000,000			
SUB-TOTAL	24,331,404		10,790,000	67,700,000		15,100,000		2,100,000
TOTAL	24,331,404		78,490,000		15,100,000		2,100,000	

UN Women		UNV		WFP		WHO		SUB-TOTAL		TOTAL
Reg	Others	Reg	Others	Reg	Others	Reg	Others	Reg	Others	
		50,000			20,360,000		600,000	8,450,000	66,938,896	75,388,896
		50,000				500,000	8,000,000	3,550,000	9,000,000	12,550,000
		50,000				90,000	3,000,000	10,640,000	14,600,000	25,240,000
		50,000			10,480,000			1,250,000	18,480,000	19,730,000
		50,000				90,000	300,000	1,140,000	5,800,000	6,940,000
		50,000				350,000	600,000	4,095,000	3,250,000	7,345,000
		300,000			30,840,000	1,030,000	12,500,000	29,125,000	118,068,896	
		300,000			30,840,000		13,530,000	147,193,896		
					20,300,000			4,583,391	32,680,916	37,264,307
		50,000				80,000	1,200,000	2,593,391	6,624,360	9,217,751
		50,000			20,300,000	80,000	1,200,000	7,176,782	39,305,276	
		50,000			20,300,000		1,280,000	46,482,058		
150,000		80,000				300,000	1,200,000	1,946,522	2,715,000	4,661,522
						150,000	600,000	1,150,000	4,700,000	5,850,000
		50,000				108,000	1,000,000	1,858,000	7,325,000	9,183,000
200,000		50,000					2,000,000	26,234,932	12,430,000	38,664,932
		50,000						3,950,000	2,100,000	6,050,000
600,000								2,346,000	475,000	2,821,000
950,000		230,000				558,000	4,800,000	37,485,454	29,745,000	
950,000		230,000				5,358,000		67,230,454		
		50,000			3,300,000		4,000,000	1,850,000	30,800,000	32,650,000
		50,000			4,000,000	42,000	1,200,000	1,656,500	43,300,000	44,956,500
		50,000			4,000,000		600,000	2,050,000	35,150,000	37,200,000
		150,000			11,300,000	42,000	5,800,000	5,556,500	109,250,000	
		150,000			11,300,000		5,842,000	114,806,500		
950,000		730,000			62,440,000	1,710,000	24,300,000	79,343,736	296,369,172	
950,000		730,000			62,440,000		26,010,000	375,712,908		

The Millennium Development Goals



1 Eradicate extreme poverty and hunger.

- Halve, between 1990 and 2015, the proportion of people whose income is less than one dollar a day.
- Achieve full and productive employment and decent work for all, including women and young people.
- Halve, between 1990 and 2015, the proportion of people who suffer from hunger.



3 Promote gender equality and empower women.

- Eliminate gender disparity in primary and secondary education, preferably by 2005, and in all levels of education no later than 2015.



5 Improve maternal health.

- Reduce by three quarters, between 1990 and 2015, the maternal mortality ratio.
- Achieve, by 2015, universal access to reproductive health.



7 Ensure environmental sustainability.

- Integrate the principles of sustainable development into country policies and programmes and reverse the loss of environmental resources.
- Reduce biodiversity loss, achieving, by 2010, a significant reduction in the rate of loss.
- Halve, by 2015, the proportion of people without sustainable access to safe drinking water and basic sanitation.
- By 2020, to have achieved a significant improvement in the lives of at least 100 million slum dwellers.



2 Achieve universal primary education.

- Ensure that, by 2015, children everywhere, boys and girls alike, will be able to complete a full course of primary schooling.



4 Reduce child mortality.

- Reduce by two-thirds, between 1990 and 2015, the under-five mortality rate



6 Combat HIV/AIDS, malaria and other diseases.

- Halt and begin to reverse the spread of HIV/AIDS.
- Achieve, by 2010, universal access to treatment for HIV/AIDS for all those who need it.
- Halt and begin to reverse the incidence of malaria and other major diseases.



8 Develop a global partnership for development.

- Develop further an open, rule-based, predictable, non-discriminatory trading and financial system. Includes a commitment to good governance, development and poverty reduction – both nationally and internationally.
- Address the special needs of the least developed countries. Includes tariff and quota-free access to the least developed countries' exports; enhanced programme of debt relief for heavily indebted poor countries (HIPC) and cancellation of official bilateral debt; and more generous ODA for countries committed to poverty reduction.
- Address the special needs of landlocked developed countries and small island developing States and the outcome of the twenty-second special session of the General Assembly.
- Deal comprehensively with the debt problems of developing countries through national and international measures in order to make debt sustainable in the long term.
- In cooperation with pharmaceutical companies, provide access to affordable essential drugs in developing countries.
- In cooperation with the private sector, make available the benefits of new technologies, especially information and communications.

FOCUS AREA 1 <i>Reduce inequities in and improve access to quality social services and to opportunities for decent, productive and sustainable livelihoods for the poor and vulnerable</i>	FOCUS AREA 2 <i>Promote accountability, ensure rights and enable the meaningful participation of the poor in all aspects of governance</i>	FOCUS AREA 3 <i>Strengthen national and local resilience toward threats, shocks, disasters and climate change</i>
OUTCOME AREA 1 Universal access to quality social services with focus on the MDGs 1.1 Food and nutrition security 1.2 Universal health care 1.3 Reproductive, maternal and neonatal health 1.4 Education 1.5 Social protection 1.6 HIV and AIDS	OUTCOME AREA 3 Democratic Governance 3.1 Citizens' participation and oversight 3.2 Integrity and accountability 3.3 Local development planning and management 3.4 Conflict prevention and peace-building 3.5 Population and development 3.6 Women's empowerment	OUTCOME AREA 4 Resilience toward disasters and climate change 4.1 Disaster risk reduction and management 4.2 Climate change adaptation 4.3 Environment and natural resources protection and conservation
OUTCOME AREA 2 Decent and productive employment for sustained, greener growth 2.1 Productive employment for sustainable and greener growth 2.2 Decent work mechanisms		
CROSS-CUTTING PRINCIPLES – human rights, gender equality, culture and development, environmental sustainability, capacity development		
STRATEGIES – science and technology, communication for development, voluntary participation in development (“volunteerism”)		

Copyright © 2011
United Nations System in the Philippines
UN Coordination Office
30th Floor, Yuchengco Tower
RCBC Plaza, 6819 Ayala Avenue
1226 Makati City
Philippines