

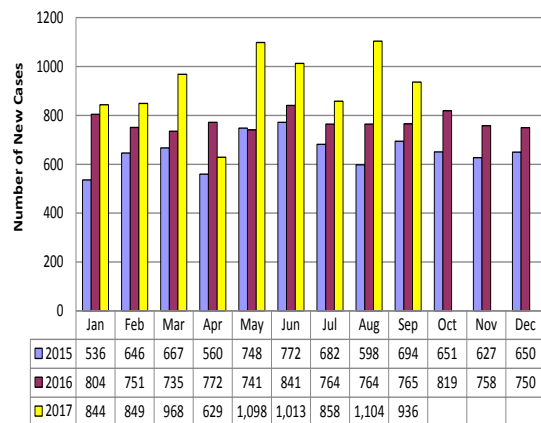
NEWLY DIAGNOSED HIV CASES IN THE PHILIPPINES

Table 1. Quick Facts

Demographic Data	September 2017	Jan-Sep 2017	Jan 2012 - Sep 2017	Cumulative Jan 1984 - Sep 2017
Total Reported Cases	936	8,299	39,557	47,921
Asymptomatic Cases	806	7,278	35,853	43,235
AIDS Cases	130	1,021	3,704	4,686
Male	904	7,893	37,804	44,694 ^a
Female	32	406	1,753	3,216 ^a
Age Range (Median)	15-69 (28)	1-79 (27)	1-82 (28)	1-82 (28)
Less than 15 y/o	0	28	81	139 ^b
15-24 y/o	286	2,562	11,365	13,282 ^b
25-34 y/o	469	4,192	20,770	24,578 ^b
35-49 y/o	163	1,331	6,451	8,571 ^b
50 y/o & above	18	186	890	1,277 ^b
Pregnant Living with HIV	5	63		212
Newly Started on ART	746			
Total PLHIV on ART				23,307
Reported Deaths	40	374		2,343

^aNo data available on sex for (11) cases
^bNo data available on age for (74) cases

Figure 1. Number of New HIV Cases by Month (2015-2017)*



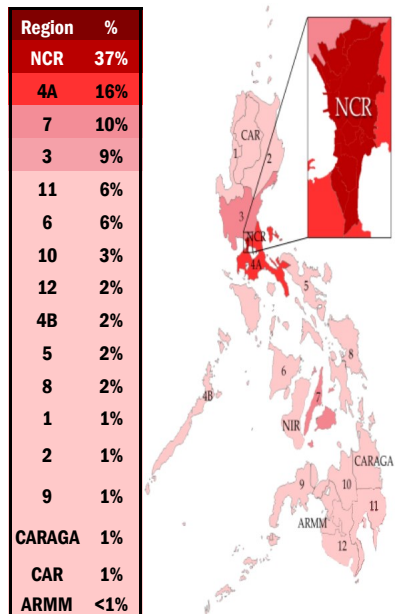
*Due to the system enhancement done in 2016, the number of cases for September 2015, March 2016, Jun 2016, and July 2016 were changed upon updating the database.

In September 2017, there were 936 new HIV antibody seropositive individuals reported to the HIV/AIDS & ART Registry of the Philippines (HARP) [Table 1]. Eighty-six percent of those were asymptomatic at the time of reporting.

Most (97%) were male. The median age was 28 years old (age range: 15 to 69 years). Half of the cases were from the 25-34 year age group while 31% were youth aged 15-24 years.

The regions with the most number of reported cases were: National Capital Region (NCR) with 348 (37%) cases, Region 4A with 147 (16%) cases, Region 7 with 93 (10%) cases, Region 3 with 87 (9%) cases, Region 11 with 56 (6%) cases and Region 6 with 54 (6%) cases. An additional 151 cases (16%) came from the rest of the country.

Figure 2. Percentage of Newly Diagnosed Cases per Region (September 2017)

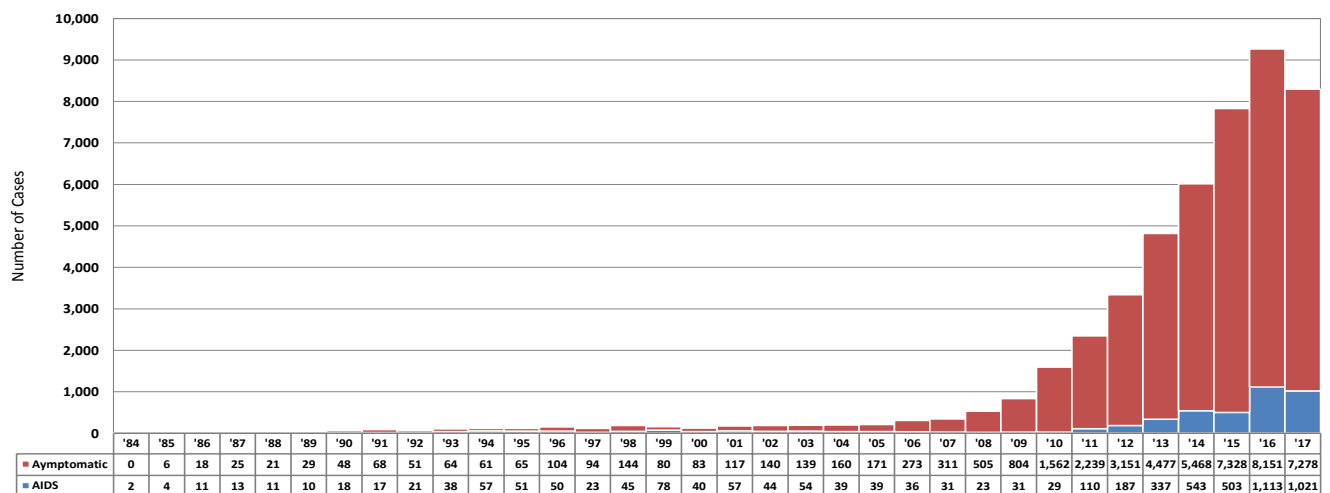


Reported modes of transmission were sexual contact (908) and needle sharing among injecting drug users (IDU) [23]. Eighty-seven percent of infections transmitted through sexual contact were among males who have sex with males (MSM^a). There were 5 cases that had no data on mode of transmission.

A total of 5 pregnant women were diagnosed with HIV in September 2017; 3 cases were from NCR and 1 case each from Regions 11 and 7.

^amale-male sex and sex with both males & females

Figure 3. Number of HIV Cases Reported in the Philippines by Year, January 1984 to September 2017 (N=47,921)*



*Due to the system enhancement done in 2016, the number of cases for September 2015, March 2016, Jun 2016, and July 2016 were changed upon updating the database.

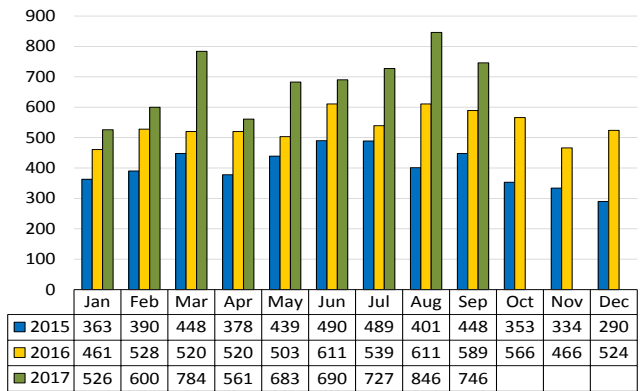
PLHIV on Anti-Retroviral Therapy (ART)

In September 2017, there were 746 patients who started on ART. The median CD4 of these patients upon enrollment was 224 cells/mm³.

A total of 23,307* PLHIV were presently on ART as of September 2017. Most (97%) were males. The median age of patients was 31 years (range: 3 months-79 years). Ninety-five percent were on first line regimen, 4% were on second line regimen, and 1% were on other regimen.

*Note: This is the total number of adult and pediatric patients currently enrolled and accessing antiretroviral drugs (ARV) in the 50 treatment hubs and satellites. It does not include patients who were previously taking ARV but have died, left the country, have been lost to follow up, or opted not to take ARV anymore. A person is considered lost to follow up if the person has not visited a treatment facility more than 3 months after the expected date of ARV pick up.

Figure 4. Number of Newly-Initiated on ART by Month (2015-2017)



HIV/AIDS EPIDEMIC TRENDS IN THE PHILIPPINES (January 1984 - September 2017)

The first AIDS case in the Philippines was reported in 1984. From January 1984 to September 2017, there has been 47,921 HIV Ab sero-positive cases reported to the HARP (Table 1). Ninety percent (43,235) of the total reported cases were asymptomatic at the time of reporting. Ninety-three percent (44,694) were male and 3,216 (7%) were female*. The median age* was 28 years old (age range: 1 year - 82 years). More than half (24,578 or 51%) were from the 25-34 year age group while 13,282 (28%) were youth aged 15-24 years (Figure 5).

comprised 94% (44,611 out of 47,694) of the total number of HIV/AIDS cases in the Philippines in that time period.

However, the absolute number of cases among females has also been increasing. Cases of HIV transmission from mother-to-child are more likely to increase if female patients are not linked to HIV care. Ninety-three percent (2,977) of all female cases were diagnosed when they were between 15-49 years of age.

Eighty-three percent (39,557) of all the 47,921 diagnosed cases in the Philippines were reported from January 2012 to September 2017 (Table 1). Most (91%) of these cases were still asymptomatic at the time of reporting.

The age group with the biggest proportion of cases has become younger: between 2001 to 2005, it was 35-49 years; starting from 2006, the age proportion shifted to 25-34 years (Figure 5). The proportion of HIV positive cases in the 15-24 year age group increased from 25% in 2006-2010 to 29% in 2011-2017.

In the early years of the epidemic (1984-1990), 62% (133 of 216 cases) were female. From 1991 to present, males

*Note: From 1984 – September 2017, 74 did not report AGE, 11 did not report SEX

Figure 5. Distribution of HIV Cases by Age Group, January 1984 - September 2017

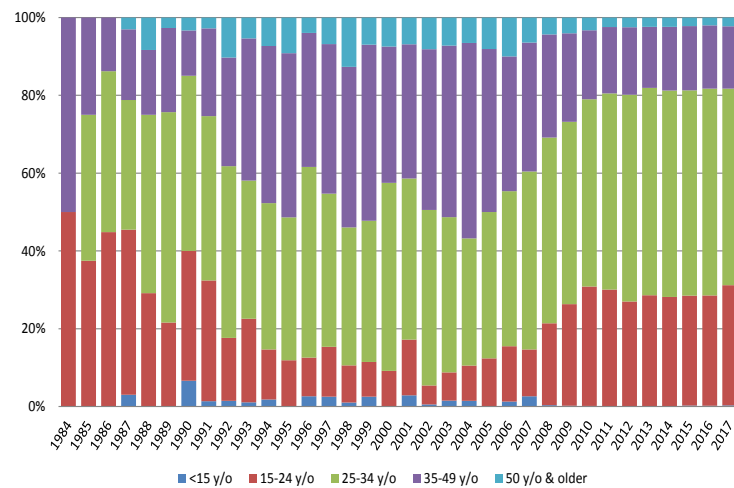
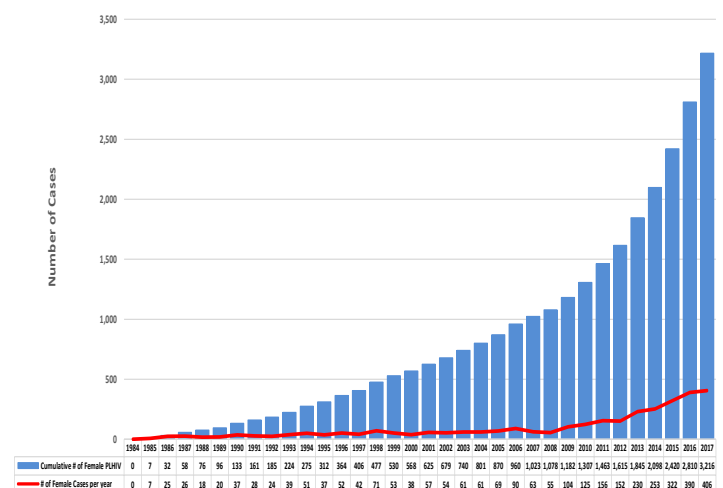


Figure 6. Number of HIV Cases among Females per Year, Jan 1984 - Sep 2017 (N=3,216)



Geographical Distribution

From January 1984 to September 2017, the regions with the most number of reported cases were NCR with 19,903 (42%) cases, Region 4A with 6,898 (14%) cases, Region 7 with 4,402 (9%) cases, Region 3 with 4,171 (9%) cases, and Region 11 with 2,796 (6%) cases. Eighteen percent (8,605) of the cases came from the rest of the country (ROTC) while 1,146 (2%) had no data on region (Table 2).

Table 2. Percentage of HIV Cases per Region

Region	Sep 2017 (N= 936)	Jan - Sep 2017 (N= 8,299)	Jan 2012 - Sep 2017 (N=39,557) ^a	Cumulative Jan1984 - Sep 2017 (N=47,921) ^b
NCR	348 (37%)	3,004 (36%)	16,194 (41%)	19,903 (42%)
4A	147 (16%)	1,343 (16%)	6,014 (15%)	6,898 (14%)
7	93 (10%)	723 (9%)	3,807 (10%)	4,402 (9%)
3	87 (9%)	843 (10%)	3,483 (9%)	4,171 (9%)
11	56 (6%)	451 (5%)	2,414 (6%)	2,796 (6%)
ROTC	205 (22%)	1,935 (24%)	7,632 (19%)	8,605 (18%)

Of the 3,216 females reported with HIV, 833 (26%) were from NCR, 528 (16%) were from Region 3, 376 (12%) were from Region 7, 327 (10%) were from Region 4A and 848 (26%) were from other regions while 304 (9%) had no data on region.

The regions with the most number of Overseas Filipino Workers (OFW) reported to the HARP were NCR with 1,826 cases, Region 4A with 886 cases, and Region 3 with 572 cases.

^aFrom January 2012-September 2017, no particular region were reported for 13 (<1%) cases
^bFrom January 1984-September 2017, no particular region were reported for 1,146 (2%) cases

Table 3. Reported Modes of HIV Transmission

Mode of Transmission	Sep 2017 (N=936)		Jan-Sep 2017 (N=8,299)		Jan 2012-Sep 2017 (N=39,557)		Cumulative Jan 1984-Sep 2017 (N=47,921) ^a	
	M	F	M	F	M	F	M	F
Sexual Contact	877	31	7,656	386	36,145	1,636	42,471	2,956
Male-Female Sex	83	31	700	386	3,721	1,636	5,277	2,956
Male-Male Sex	548	0	4,620	0	20,189	0	23,077	0
Sex with Males & Females	246	0	2,336	0	12,235	0	14,117	0
Blood/Blood Products	0	0	0	0	0	0	5	15
Sharing of Infected Needles	22	1	177	8	1,570	82	1,811	106
Needle Prick Injury	0	0	0	0	0	0	2	1
Mother-to-Child	0	0	17	10	46	33	75	59
No Data Available	5	0	43	2	43	2	330	79

^aFrom January 1984–September 2017, 11 did not report sex

From 1984 to 2009, transmission through sharing of infected needles were at <1% of the total cases reported. The cases among injecting drug users (IDU) spiked in 2010 comprising 9% (147) of the total cases reported that year. However, new cases among people who inject drugs decreased to <6% of the total cases in succeeding years.

In different regions, predominant modes of transmission vary distinctively. Almost half (46%) of the MSM ever reported were from NCR; almost all of the IDU were from Region 7; and 38% of females who engaged in transactional sex were from Region 3.

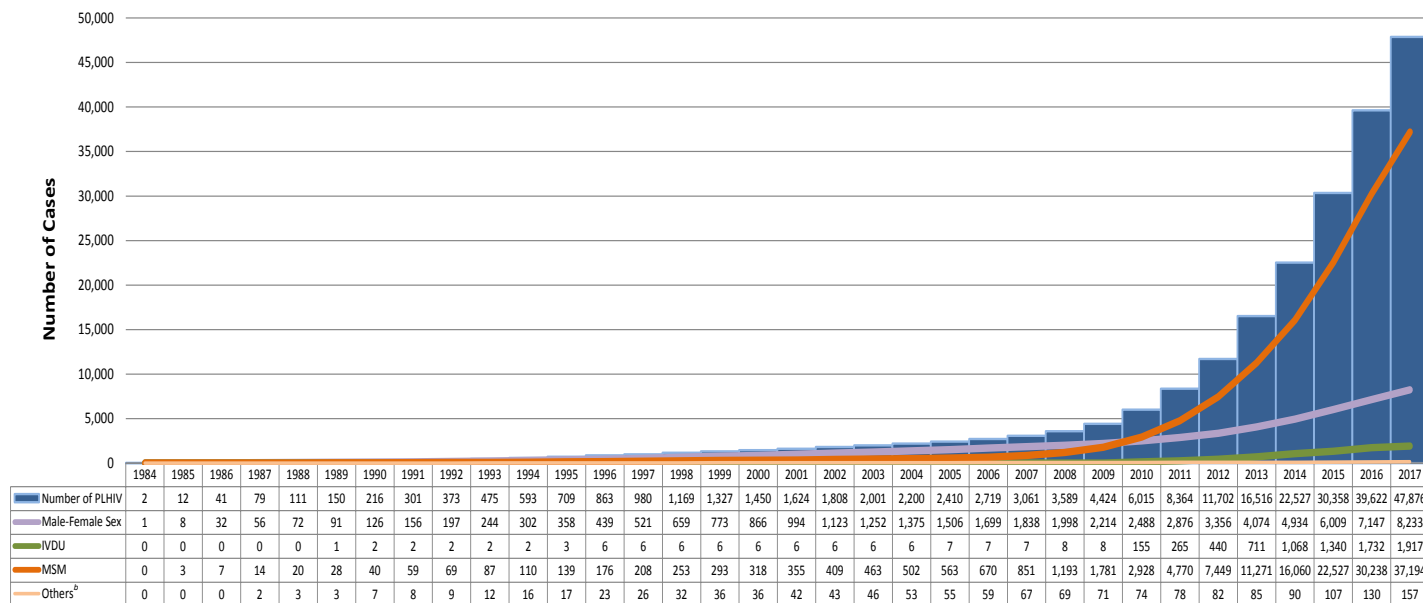
Modes of Transmission (MOT)

From January 1984 to September 2017, MSM was the predominant (37,194 or 83%) mode of transmission among males, followed by male-female sex (5,277 or 12%), and sharing of infected needles (1,811 or 4%) [Table 3]. More than half (19,803 or 53%) of cases among MSM belong to the 25-34 year age group while 11,219 (30%) were youth, 15-24 years old. Among females, male-female sex was the most common transmission (2,956 or 92%) followed by sharing of infected needles (106 or 3%) [Table 3].

A total of 125 children (less than 10 years old), 8 adolescents (10-19 years old), and 1 adult foreigner (aged 22 years old) were reported to have acquired HIV through mother-to-child transmission.

From 1984 to 2009, the predominant mode of transmission was male-female sex. Beginning 2010, the trend spiked to male-male sex as the predominant MOT and has continually increased since then. In the past five years, from January 2012 to September 2017, 82% (32,424) of new infections through sexual contact were among MSM.

Figure 7. Cumulative Number of HIV Transmission by Year, January 1984 - September 2017 (N=47,921)^a



^a No reported Mode of Transmission for (420) cases

^b Others include the following MOT: needle prick injury, blood/blood products, and mother-to-child transmission

REPORT ON SPECIAL POPULATIONS

Youth (15-24 years old)

In September 2017, 286 (31%) cases were among youth aged 15-24 years and 96% of the cases were male. Ninety-nine percent (283) were infected through sexual contact (31 male-female sex, 182 male-male sex, 70 sex with both males & females), 2 were infected through sharing of injected needles and there was 1 who have no data on mode of transmission.

From January 1984 to September 2017, 13,282 (28%) of the reported cases were 15-24 years old. Eighty-six percent (11,365) of all the youth (13,282) were reported from January 2012 to September 2017. From 1984 to 2002, seventy one percent (179) of the cases among the youth were females. However, in 2003, there was an equal number of males and females reported. Since then, the trend shifted to male predominance. Ninety-six percent (12,759) were infected through sexual contact (1,540 male-female sex, 7,260 male-male sex, 3,959 sex with both males & females); 447 were infected through needle sharing among IDU, and 1 was infected through mother-to-child transmission.

Note: From January 1984–September 2017, 75 did not report mode of transmission among 15 to 24 years old

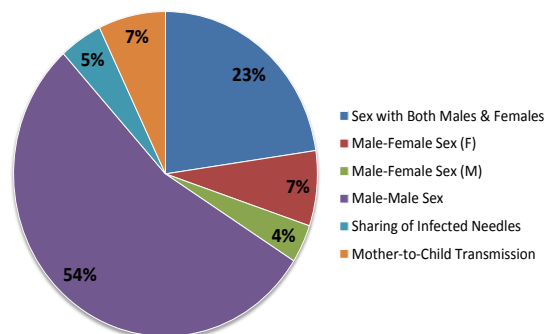
REPORT ON SPECIAL POPULATIONS (continuation)

Children (<10 years old) and Adolescents (10-19 years old)

In September 2017, a total of 40 adolescents aged 10-19 years were reported to HARP. All were infected through sexual contact (4 male-female sex, 29 male-male sex, 7 had sex with both males & females). There were no children aged 10 years and below reported to be HIV positive in the aforementioned month.

From January 1984 to September 2017, 1,873 (4%) of the reported cases were 19 years old and below. Seven percent (128 out of 1,873) were children and among them 125 were infected through mother-to-child transmission, 1 through blood transfusion and 2 had no specified mode of transmission. Ninety-three percent (1,745 out of 1,873) were adolescents. Among these, 1,590 (91%) were male. Most (94%) of the adolescents were infected through sexual contact (210 male-female sex, 1,009 male-male sex, 422 sex with both males & females), 85 (5%) were infected through sharing of infected needles, 8 (<1%) through mother-to-child transmission, and 11 had no specified data on the mode of transmission (Figure 8).

Figure 8. Modes of Transmission Among Children and Adolescents, January 1984 - September 2017 (N=1,873*)



*Note: No mode of transmission reported for 13 cases

Overseas Filipino Workers (OFW)

Sixty-five OFWs were reported In September 2017, comprising 7% of the total newly diagnosed cases. Ninety-five percent (62) were male. Most (98%) were infected through sexual contact (15 male-female sex, 30 male-male sex, and 19 sex with both males and females) [Figure 10]. The ages of male OFWs ranged from 23-69 years (median: 32 years). Fifty-three percent of the cases belonged to the 25-34 year age group. Among the female OFWs diagnosed in September 2017, 67% belong from 25-34 age group while 33% belonged from 35-49 age group. The age ranges from 30-40 years (median: 33 years).

From January 1984 to September 2017, out of the 47,921 cases, 5,252 (11%) were HIV-positive OFWs (Figure 9). Of these, 4,493 (86%) were male. More than half (59%) were MSM (1,735 male-male sex and 1,372 sex with both males & females). The ages of male OFWs ranged from 16 to 80 years (median: 32 years). Among female OFWs, ages ranged from 20 to 73 years (median: 34 years old).

Figure 9. Number of Reported OFW diagnosed with HIV, Jan 1984 - Sep 2017 (N=5,252)

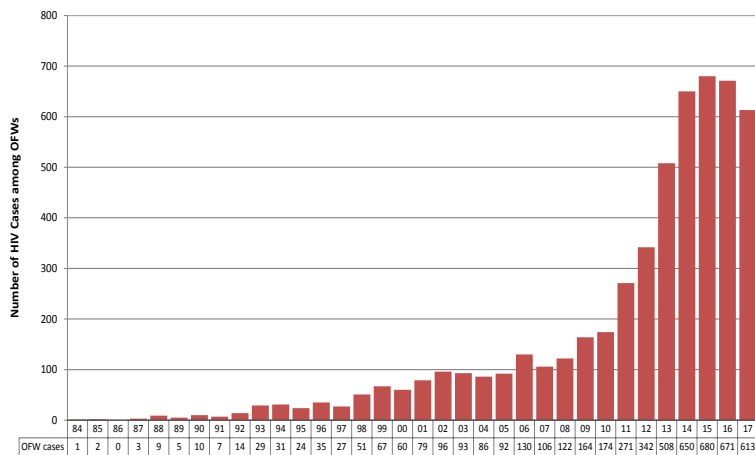
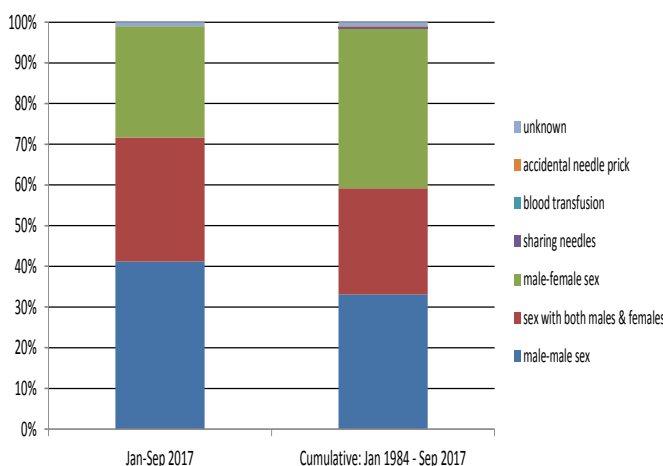


Figure 10. Modes of Transmission among OFW, Jan 1984 - Sep 2017 (N=5,252)



People who Engage in Transactional Sex

(Inclusion of transactional sex in the HARP database was initiated in December 2012)

People who engage in transactional sex are those who report that they pay for sex, regularly accept payment for sex, or do both.

In September 2017, 11% (103) of the reported cases engaged in transactional sex. Most (99%) were male (Table 4) whose ages ranged from 18 to 61 years (median: 28 years) and there was one female who aged 19 years old.

A total of 4,330 cases reported to HARP from December 2012 to September 2017 were people who engaged in transactional sex. Ninety six percent (4,150) were male and 4% (180) were female. There were 2,327 (54%) who paid for sex, 1,325 (31%) accepted payment for sex, and 678 (16%) engaged in both.

Table 4. HIV Cases Among People who Engage in Transactional Sex

Type of Transactional Sex	Sep 2017 (N=103)	Jan-Sep 2017 (N=808)	Cumulative Dec 2012 - Sep 2017 (N=4,330)
Accepted payment for sex only:	34 (33%)	263 (33%)	1,325 (31%)
Male	34	247	1,225
Female	0	16	100
Age Range (Median) in Years	18-37 (26)	16-50 (27)	15-67 (26)
Paid for sex only:	58 (56%)	423 (52%)	2,327 (54%)
Male	57	420	2,311
Female	1	3	16
Age Range (Median) in Years	19-61 (31)	17-64 (31)	16-79 (31)
Engaged in both:	11 (11%)	122 (15%)	678 (16%)
Male	11	111	614
Female	0	11	64
Age Range (Median) in Years	19-55 (31)	16-55 (28)	16-59 (28)

REPORT ON SPECIAL POPULATIONS (continuation)

Pregnant Women Living with HIV (PWLHIV)

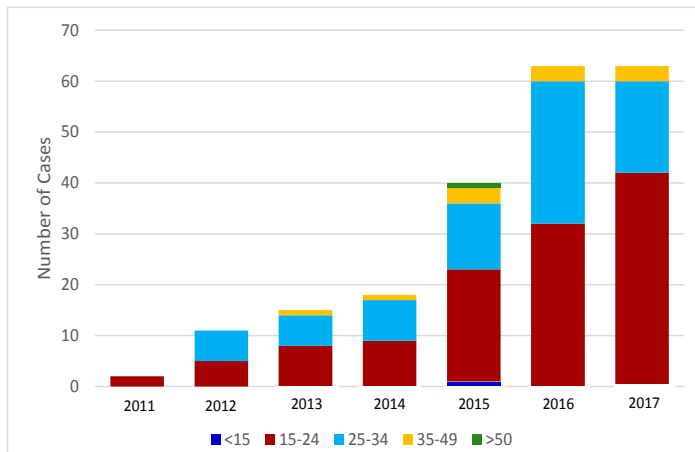
(Inclusion of pregnant women living with HIV in the HARP database was initiated in 2011)

Beginning 2011, pregnant women living with HIV have been included in the HIV/AIDS Registry. The number of reported cases continues to increase yearly (Figure 11).

In September 2017, 5 cases of pregnant women with HIV were reported; 3 cases were from NCR, and 1 case each from Regions 11 and 7. The median age was 20 years old (age range: 18 to 30 years).

Since 2011, a total of 212 pregnant cases were reported. More than half (120 or 56%) were from the age group 15-24 years old and 37% (79) were from the age group of 25-34 years old. The regions with highest number of cases are NCR (49%), Region 7 (25%), and Region 4A (9%).

Figure 11. Number of Diagnosed Pregnant Cases Jan 2011 - Sep 2017 (N=212)



DEATHS AMONG PEOPLE WITH HIV

In September 2017, there were 40 reported deaths. Most (95%) were male (Table 5). Five (13%) were from 15-24 year age group, 18 (45%) cases were from 25-34 year age group, 15 (38%) cases belong for age groups 35-49 and 2 (5%) case belong to 50 years and above. All cases were infected through sexual contact (17 male-male sex, 13 sex with both males & females, & 10 male-female sex). [Figure 12].

A total of 2,343 deaths were reported from January 1984 to September 2017. Eighty-nine percent (2,086) were male. Of the reported deaths, almost half (1,138 or 49%) belong to 25-34 year age group, 663 (28%) belong to 35-49 year age group, 347 (15%) were youth aged 15-24, 173 (7%) were aged 50 years and above, and 19 (1%) were aged less than 15 years old^a. Sexual contact (96%) was the common mode of HIV transmission (542 male-female sex, 1,083 male-male sex, 626 sex with both males and females). There were 43 reported deaths among those who were infected through sharing of needles, 18 deaths among those who were infected through mother-to-child transmission, and 9 among those who were infected through blood transfusion (Figure 12)^b.

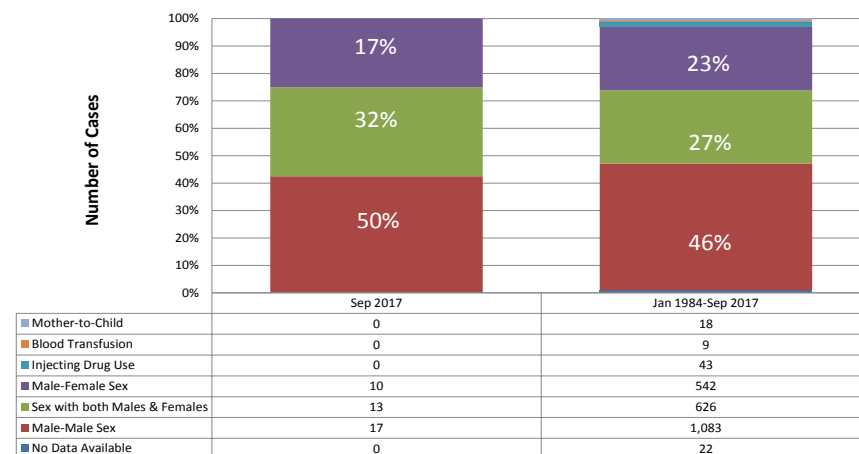
^aNote: No data available on age for (3) cases
^bNote: No data available on mode of transmission for (22) cases


Table 5. Demographic data of reported deaths among PHIV

Demographic Data	September 2017	Jan-Sep 2017	Cumulative Jan 1984-Sep 2017
Total Reported Deaths	40*	374	2,343**
Male	38	354	2,086
Female	2	20	257
Less than 15 y/o	0	3	19
15-24 y/o	5	61	347
25-34 y/o	18	194	1,138
35-49 y/o	15	99	663
50 y/o & above	2	17	173

*Note: These are reported deaths from Jul - Sep 2017. Date of death is not necessarily fall in the aforementioned reporting months.
**No data available on age for (3) cases

Figure 12. Modes of transmission of reported deaths among PHIV*






National HIV/AIDS & STI Surveillance and Strategic Information Unit

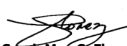
NHSSS
Epidemiology Bureau,
Department of Health, 2/F Bldg. 19,
San Lazaro Compound,
Sta. Cruz, Manila 1003 Philippines


Tel: +632 651-7800 local 2926, 2952
Fax: +632 495-0513
Email: hivepicenter@gmail.com
Website: <http://www.doh.gov.ph>

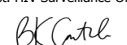
www.facebook.com/hivepicenter
[@hivepicenter](https://twitter.com/hivepicenter)
[@hivepicenter](https://www.instagram.com/hivepicenter)


HIV/AIDS & ART Registry of the Philippines (HARP) Report



Richard L. Lepardo, RN
Nurse II



Sarah May C. Flores
Asst. HIV Surveillance Officer



Krizelle Anjie R. Umali, RSW
HIV Surveillance Officer



Bettina Kaye D. Castañeda, RN
HIV Surveillance Officer



Mariene R. Bermejo, MD
HIV Surveillance Database Supervisor


Ma. Justina G. Zapanta, RN, PHSAE
HIV Surveillance Officer


Noel S. Palaypayon, RN, MGM-ESP
Deputy Manager, HIV Unit


Genesis May J. Samonte, MD, MSc, PHSAE
Manager, HIV Unit


Agnes B. Segarra, MD, PHSAE
Chief, SMED, Epidemiology Bureau


Irma L. Asuncion, MD, MHA, CESO IV
Director IV, Epidemiology Bureau

HIV/AIDS & ART Registry of the Philippines (HARP)

The Philippine HIV/AIDS & ART Registry of the Philippines (HARP) is the official record of the total number of laboratory-confirmed HIV positive individuals, AIDS cases and deaths, and HIV positive blood units in the Philippines. All individuals in the registry are confirmed by the STD/AIDS Cooperative Central Laboratory (SACCL) at San Lazaro Hospital. While all blood units are confirmed by the Research Institute for Tropical Medicine (RITM). Both are National Reference Laboratories (NRL) of the Department of Health (DOH).

Mandatory HIV testing is unlawful in the Philippines (RA 8504). The process of reporting to the HARP is as follows: All blood samples from accredited HIV testing facilities that are screened HIV reactive are sent to SACCL (individuals) or RITM (blood units) for confirmation. Confirmed HIV positive individuals and blood units are reported to the DOH-Epidemiology Bureau (EB), and are recorded in the HARP.

The HARP is a passive surveillance system. Except for HIV confirmation by the NRL, all other data submitted to the HARP are secondary and cannot be verified. An example would be an individual's reported place of residence. The HARP is unable to determine if this reported address is where the person got infected, or where the person lived after being infected, or where the person is presently living, or whether the address is valid. This limitation has major implications to data interpretation. Thus, readers are cautioned to carefully weigh the data and consider other sources of information prior to arriving at conclusions.

LIST OF TREATMENT HUBS AND SATELLITES*

Regions	Treatment Hub/Satellite Treatment Hub	Address	Contact Information
1	Ilocos Training and Regional Medical Center	Parian, San Fernando City, La Union	(072) 607-6418/ (072) 607-9912
	Mariano Marcos Memorial Hospital and Medical Center	Barangay 6 San Julian, Batac, Ilocos Norte	(077) 600 8000
	Region 1 Medical Center	Dagupan City Hall, AB Fernandez E Ave, Downtown District, Dagupan	(+63)9159063375
2	Cagayan Valley Medical Center	Dalan na Pagayaya, Carig Sur, Tuguegarao, Cagayan	(078) 304-1410 / (078) 304-1810
	Veterans Regional Hospital	Magsaysay, Bayombong, Nueva Vizcaya	(078) 805-3561 loc. 1225
3	Bataan General Hospital (Bataan HAVEN)	Manahan St., Tenejero, Balanga City, Bataan	(047) 237-1274 (047) 237-1275 loc. 103/ 09998844522
	Dr. Paulino J. Garcia Memorial Research and Medical Center (Sanctuario De Paulino)	Mabini St., Cabanatuan City, Nueva Ecija	(044)463-8888 loc. 181 / 09177736638/ 09175716869
	Dr. Paulino J. Garcia Memorial Research and Medical Center - Talavera Extension Hospital (Talavera's Hope)	Maestrang Kikay District, Talavera, Nueva Ecija	(044) 806-2276 / 09358124776/ 09984997831
	Jose B. Lingad Memorial Regional Hospital (Bahay LinGAD)	Brgy. San Dolores, San Fernando, Pampanga	(045) 435-6801 / (045) 961-3544 / 09336215028
	James L. Gordon Memorial Hospital (L.E.A.D. Shelter)	#1 Perimeter Rd., New Asinan, Olongapo City	(047) 602-3436/ 09988627015/ 0908312524
	Premiere Medical Center (TAHANAN sa Premiere)	Maharlika Highway, Daan Sarile, Cabanatuan City, Nueva Ecija	(044) 463-7845/ loc. 2073 / 09322128175 / 09052944300/ 095968173441
	Tarlac Provincial Hospital (TPH Cares)	Tarlac Provincial Hospital Compound, San Vicente, Tarlac City	(045) 491-8970 loc. 247/ 09988627015 / 09098312524
	Ospital ng Lungsod ng San Jose del Monte	Sapang Palay, San Jose Del Monte, Bulacan	09236335634/ 09998840873
	Guiguinto RHU II Reproductive Health and Wellness Center (Gintong Kanlungan)	2nd flr, RHU II, Green Estate Subd., Guiguinto, Bulacan	(044) 760-3450 / 09325478488 / 09260726900
	Maria Aurora Community Hospital	Saturno St. Bary. 01, Maria Aurora, Aurora	09219112727
ANGELES CITY HIV Satellite Treatment Hub (Bale Angeleño)	C. Surla St., Balibago, Angeles City	09260726899/ 09325479455	
4A	Batangas Medical Center	Kumintang Ibaba, Batangas City	(043) 723-0165
	Laguna Medical Center	J. De Leon St, Santa Cruz, Laguna	(049) 543-3351 / 09178465901
	Dasmariñas City Health Office I (SHC)	Zone 2, Manggubat St., City Health Office I, Dasmariñas, Cavite	(046) 416-0279 / 09177902168
	Antipolo Social Hygiene Clinic	M. Santos St., Brgy. San Roque, Antipolo City	(02) 696-4097
4B	Ospital ng Palawan	220 Malvas St. Puerto Princesa City	(048) 434-6864 / (048) 434-2148
5	Bicol Regional Training and Teaching Hospital	Rizal St., Legazpi City	(052) 483-0017 loc. 4227
6	Western Visayas Medical Center	Q. Abeto St., Mandurriao, Iloilo City	(033) 321-1631
	Dr. Rafael Tumbokon Memorial Hospital—Kalibo, Aklan	Mabini St, Kalibo, Aklan	(036) 268-6299
7	Vicente Sotto Memorial Medical Center	B. Rodriguez St., Cebu City	(032) 254-4155 / (032) 253-9891 to 96 loc. 102
	Cebu Social Hygiene Clinic	General Maxilom Ave., Ext., Carreta, Cebu City	(032) 233-0987 / 09255591663
	Gov. Celestino Gallares Memorial Hospital	M. Parras St., Tagbilaran City	(038) 411-4868
8	Eastern Visayas Regional Medical Center	Magsaysay Boulevard, Tacloban City	(053) 321-3121 / (053) 321-3363
9	Zamboanga City Medical Center	Dr. Evangelista St., Sta. Catalina, Zamboanga City	(062) 991-2934
10	Northern Mindanao Medical Center	Provincial Capitol Compound Cagayan de Oro City	(082) 856-4147
11	Southern Philippines Medical Center	J. P. Laurel St., Bajada, Davao City	(082) 227-2731 loc. 5140 / (082) 321-7061
	Davao Regional Medical Center	Apokon, Tagum City, Davao del Norte	(084) 400-3347
	Davao Reproductive Health and Wellness Center	Emilio Jacinto St, Poblacion District, Davao City, Davao del Sur	(082) 222-4187
12	South Cotabato Provincial Hospital	Aguinaldo St., Koronadal City, South Cotabato	(083) 228-4571
	General Santos City Social Hygiene Clinic	City Health Office, Fernandez St., Lagao, General Santos City	(083) 302-8115
CAR	Baguio General Hospital and Medical Center	Gov. Pack Rd., Baguio City	(074) 442-4216 loc. 381 / 09155816480
CARAGA	CARAGA Regional Hospital	Rizal St. National Road, Surigao City	(086) 826-0568 / 09173068186
	Butuan Medical Center	Km 5 Baan, Butuan City	(+63)9173208799
NCR	San Lazaro Hospital	Quiricada St., Sta. Cruz, Manila	(02) 310-3128
	Philippine General Hospital	Taft Ave., Manila	(02) 554-8400 loc. 3249
	Sta. Ana Hospital	New Panaderos Street, Sta. Ana, Manila	(02) 516-6790
	Manila Social Hygiene Clinic	208 Quiricada St., Sta. Cruz, Manila	(02) 711-6942
	Research Institute for Tropical Medicine	Filinvest Corporate City, Alabang, Muntinlupa City	(02) 807-2628 loc. 332
	The Medical City / I-REACT Clinic	Ortigas Ave., Pasig City	(02) 988-1000 loc. 6765
	Pasig City Treatment Hub (PATH)	CHAMP Bldg, Caruncho Ave, Pasig City	(02) 798-2572
	Makati Medical Center	#2 Amorsolo St., Legaspi Village, Makati City	(02) 888-8999 loc. 2134 (CTTM) / 09178014314
	St. Luke's Medical Center—Global City	Rizal Drive cor. 32nd & 5th Ave., Taguig City	(02) 789-7700
NIR	Klinika Bernardo	Ermin Garcia St., Brgy. Pinagkaisahan, Quezon City	9324033412
	Marikina City Satellite Treatment Hub	Shoe Ave., Sto. Niño, Marikina City	(02) 948-8925 / 09175631722
NIR	Corazon Locsin Montelibano Memorial Regional Hospital	2nd flr. OPD bldg. CLMMRH, Cor. Burgos, Lacson St. Bacolod City	(034)707-2280
	Negros Oriental Provincial Hospital	Real St., Dumaguete City, Negros Oriental	(6335) 225-0950/225-0949

OTHER FACILITIES PROVIDING HIV TREATMENT

Regions	Facility	Address	Contact Information
4A	Bacoor Social Hygiene Clinic	Floraville Subdivision, Panapaan 1, Bacoor City	(+63)9086144183
	Ospital ng Biñan	Cantalay Bridge, Biñan, Laguna	(049) 511-4119
	Occidental Mindoro Provincial Hospital	Paluan Road, Maburao, Occidental Mindoro	(043) 711-1116
NCR	Bernardo Social Hygiene Clinic	Ermin Garcia St., Brgy. Pinagkaisahan, Quezon City	(+63)9193635919
	Project 7 Social Hygiene Clinic / Klinika Project 7	39 Bansalangan St., Veterans Village, Project 7, Quezon City	(+63)9178561158
	Batasan Hills Super Health Center (Social Hygiene Clinic)	#1 IBP Road, Batasan Hills, Quezon City	09322959752 / 09232790558
	Klinika Novaliches	Annex Bldg. fir., A.J. Maximo Health Center Compound, Quirino Highway, Novaliches, Quezon City	(+63)9985734877
	Las Piñas Social Hygiene Clinic	Barrio Hall, Alabang-Zapote Road, Almansa, Las Piñas City	(02) 800-6406
	Mandaluyong Social Hygiene Clinic	20 M. Lerma St. cor. Vicencio St, Mandaluyong City	(02) 546-7799
	Muntinlupa Reproductive Health and Wellness Center	2nd Floor, Putatan Health Center, National Rd, Putatan, Muntinlupa City	(02) 834-5997
	Pasay Social Hygiene Clinic	2nd Floor, Lagrosa Health Center, F.B. Harrison St. Pasay City	(02) 806-3197
	RITM Satellite Clinic - Mandaluyong (Love Yourself Anglo)	Room 5, 3/F, 715-A Anglo Bldg., Shaw Blvd., Mandaluyong City	(+63)9153665683
	Taguig Social Hygiene Clinic	3/F Goldlocks Bldg., Gen. Luna St., Taguig City	(02) 642-1262 / 09267542917
Valenzuela Social Hygiene Clinic	Valenzuela City Hall, Poblacion II, Malinta, Valenzuela City	(02) 352-6000 loc. 6046	

*as per Department Memorandum No. 2016-0188: Updated List of DOH-Designated Treatment Hubs and Satellite Treatment Hubs