

NEWLY DIAGNOSED HIV CASES IN THE PHILIPPINES

Table 1. Quick Facts

| Demographic Data | March 2017 | Jan-Mar 2017 | Jan 2012 - Mar 2017 | Cumulative Jan 1984 - Mar 2017 |
|----------------------|------------|--------------|---------------------|--------------------------------|
| Total Reported Cases | 968 | 2,661 | 33,919 | 42,283 |
| Asymptomatic Cases | 860 | 2,369 | 30,944 | 38,326 |
| AIDS Cases | 108 | 292 | 2,975 | 3,957 |
| Male | 926 | 2,535 | 32,446 | 39,336 ^a |
| Female | 42 | 126 | 1,473 | 2,936 ^a |
| Age Range (Median) | 1-79 (27) | 1-79 (27) | 1-82 (28) | 1-82 (28) |
| Less than 15 y/o | 4 | 8 | 61 | 119 ^b |
| 15-24 y/o | 315 | 830 | 9,633 | 11,550 ^b |
| 25-34 y/o | 481 | 1,330 | 17,908 | 21,716 ^b |
| 35-49 y/o | 137 | 432 | 5,552 | 7,672 ^b |
| 50 y/o & above | 31 | 61 | 765 | 1,152 ^b |
| Pregnant WLHIV | 4 | 15 | | 164 |
| Newly Started on ART | 784 | | | |
| Total PLHIV on ART | | | | 19,375 |
| Reported Deaths | 27 | 155 | | 2,124 |

^aNo data available on sex for (11) cases
^bNo data available on age for (74) cases

In March 2017, there were 968 new HIV antibody sero-positive individuals reported to the HIV/AIDS & ART Registry of the Philippines (HARP) [Table 1]. This was 32% higher compared to the same period last year (735). This was the highest number of cases ever reported since 1984. Eighty-nine percent of those were asymptomatic at the time of reporting.

Most (96%) were male. The median age was 27 years old (age range: 1 year-79 years). Half belong to the 25-34 year age group while 33% were youth aged 15-24 years.

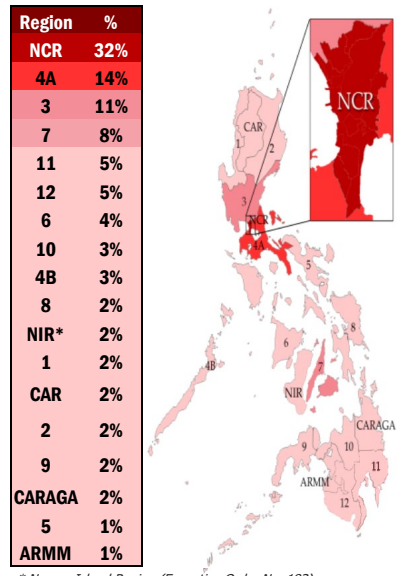
The regions with the most number of reported cases were: National Capital Region (NCR) with 309 (32%) cases, Region 4A with 135 (14%) cases, Region 3 with 107 (11%) cases, Region 7 with 76 (8%) cases, and Region 11 with 52 (5%) cases. An additional 289 cases (30%) came from the rest of the country.

Reported modes of transmission were sexual contact (942), needle sharing among injecting drug users (IDU) [22] and mother-to-child transmission (4). Eighty-seven percent of infections transmitted through sexual contact were among males who have sex with males (MSM²).

A total of 4 pregnant women were diagnosed with HIV in March 2017. Two cases were from NCR, one case was from Region 4B and one from Region 7.

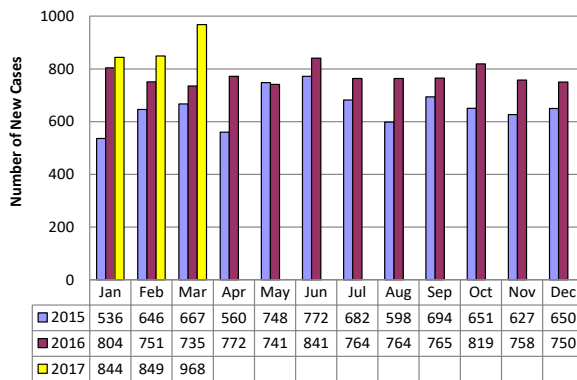
²male-male sex and sex with both males & females

Figure 2. Percentage of Newly Diagnosed Cases per Region (March 2017)



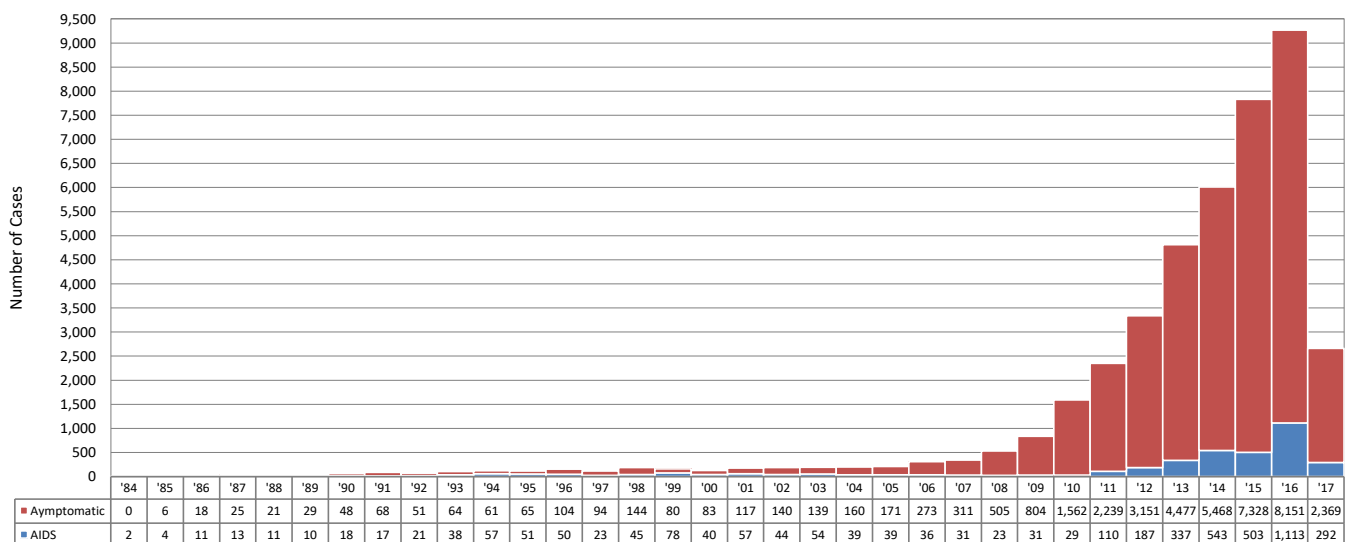
* Negros Island Region (Executive Order No. 183)

Figure 1. Number of New HIV Cases by Month (2015-2017)*



*Due to our recent system enhancement, the number of cases for September 2015, March 2016, May 2016, and July 2016 was changed upon updating the database.

Figure 3. Number of HIV Cases Reported in the Philippines by Year, January 1984 to March 2017 (N=42,283)*



*Due to our recent system enhancement, the number of cases for September 2015, March 2016, May 2016, and July 2016 was changed upon updating the database.

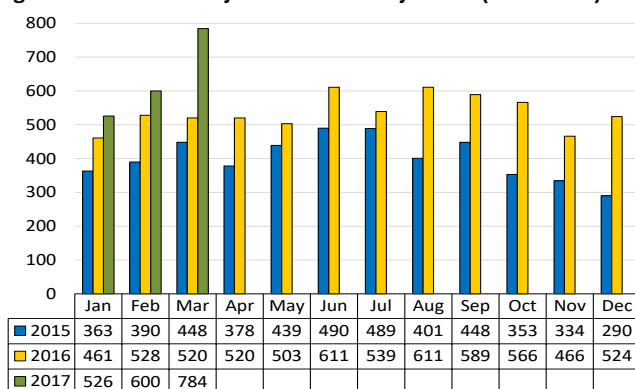
PLHIV on Anti-Retroviral Therapy (ART)

In March 2017, there were 784 patients who started on ART. The median CD4 of these patients upon enrollment was 180 cells/mm³. Three of these patients who started on ART died within the same month.

A total of 19,375* PLHIV were presently on ART as of March 2017. Most (97%) were males. The median age of patients was 31 years (range: 3 months-78 years). Ninety-five percent were on first line regimen, 4% were on second line regimen, and 1% were on other regimen.

**Note: This is the total number of adult and pediatric patients currently enrolled and accessing antiretroviral drugs (ARV) in the 40 treatment hubs and satellites. It does not include patients who were previously taking ARV but have already died, have left the country, have been lost to follow up, or opted not to take ARV anymore. The "lost to follow up" criteria was also moved to 3 months after date of next pick up from the previous 6 months.*

Figure 4. Number of Newly-Initiated on ART by Month (2015-2017)



HIV/AIDS EPIDEMIC TRENDS IN THE PHILIPPINES (January 1984 - March 2017)

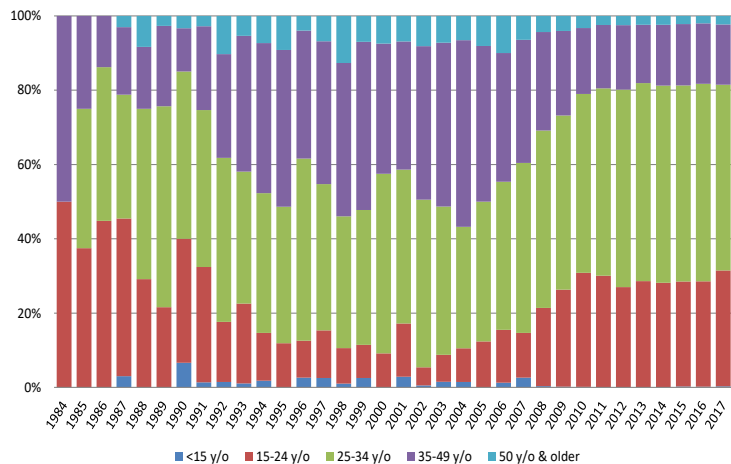
The first AIDS case in the Philippines was reported in 1984. From January 1984 to March 2017, there has been 42,283 HIV Ab sero-positive cases reported to the HARP (Table 1). Ninety-one percent (38,326) of the total reported cases were asymptomatic at the time of reporting. Ninety-three percent (39,336) were male and 2,936 (7%) were female*. The median age* was 28 years old (age range: 1 year-82 years). More than half (21,716 or 51%) were from the 25-34 year age group while 11,550 (27%) were youth aged 15-24 years (Figure 5).

Eighty percent (33,919) of all the 42,283 diagnosed cases in the Philippines were reported from January 2012 to March 2017 (Table 1). Most (91%) of these cases were still asymptomatic at the time of reporting.

In the early years of the epidemic (1984-1990), 62% (133 of 216 cases) were female.

**Note: From 1984–March 2017, 74 did not report AGE, 11 did not report SEX*

Figure 5. Distribution of HIV Cases by Age Group, January 1984-March 2017

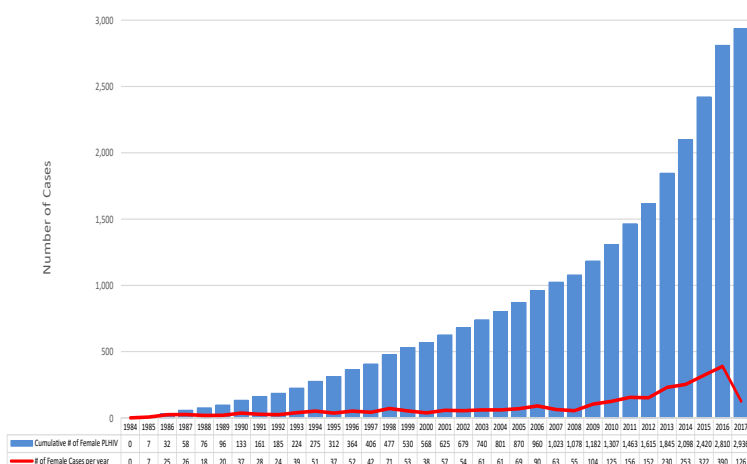


From 1991 to present, males comprised 93% (39,253 out of 42,056) of the total number of HIV/AIDS cases in the Philippines in that time period.

The age group with the biggest proportion of cases has become younger: between 2001 to 2005, it was 35-49 years; starting from 2006, the age proportion shifted to 25-34 years (Figure 5). The proportion of HIV positive cases in the 15-24 year age group increased from 25% in 2006-2010 to 29% in 2011-2017.

Meanwhile, the absolute number of cases among females has also been increasing. Cases of HIV transmission from mother to child are more likely to increase if female patients are not linked to HIV care. Ninety-three percent (2,717) of all female cases were diagnosed when they were between 15-49 years of age.

Figure 6. Number of HIV Cases among Females per Year, Jan 1984-Mar 2017 (N=2,936)



Geographical Distribution

From January 1984 to March 2017, the regions with the most number of reported cases were NCR with 17,825 (42%) cases, Region 4A with 5,970 (14%) cases, Region 7 with 3,812 (9%) cases, Region 3 with 3,628 (9%) cases, and Region 11 with 2,499 (6%) cases. Eighteen percent (7,403) of the cases came from the rest of the country (ROTC) while 1,146 (3%) had no data on region (Table 2).

Of the 2,936 females reported with HIV, 758 (26%) were from NCR, 489 (17%) were from Region 3, 316 (11%) were from Region 7, 279 (10%) were from Region 4A and 790 (27%) were from other regions while 304 (10%) had no data on region.

The regions with the most number of Overseas Filipino Workers (OFW) reported to the HARP were NCR with 1,697 cases, Region 4A with 807 cases, and Region 3 with 510 cases.

Table 2. Percentage of HIV Cases per Region

| Region | March 2017 (N=968) | Jan-Mar 2017 (N=2,661) | Jan 2012–Mar 2017 (N=33,919) ^a | Cumulative Jan 1984–Mar 2017 (N=42,283) ^b |
|--------|--------------------|------------------------|---|--|
| NCR | 309 (32%) | 926 (35%) | 14,116 (42%) | 17,825 (42%) |
| 4A | 135 (14%) | 415 (16%) | 5,086 (15%) | 5,970 (14%) |
| 7 | 76 (8%) | 217 (8%) | 3,238 (10%) | 3,812 (9%) |
| 3 | 107 (11%) | 300 (11%) | 2,940 (9%) | 3,628 (9%) |
| 11 | 52 (5%) | 154 (6%) | 2,117 (6%) | 2,499 (6%) |
| ROTC | 289 (30%) | 649 (24%) | 6,409 (19%) | 7,403 (18%) |

^aFrom January 2012-March 2017, no particular region were reported for 13 cases
^bFrom January 1984-March 2017, no particular region were reported for 1,146 cases

Table 3. Reported Modes of HIV Transmission

| Mode of Transmission | March 2017 (N=968) | | Jan-Mar 2017 (N=2,661) | | Jan 2012–Mar 2017 (N=33,919) | | Cumulative Jan 1984–Mar 2017 (N=42,283) ^a | |
|-------------------------------------|--------------------|-----------|------------------------|------------|------------------------------|--------------|--|--------------|
| | M | F | M | F | M | F | M | F |
| Sexual Contact | 901 | 41 | 2,473 | 123 | 30,962 | 1,373 | 37,288 | 2,693 |
| <i>Male-Female Sex</i> | 81 | 41 | 232 | 123 | 3,253 | 1,373 | 4,809 | 2,693 |
| <i>Male-Male Sex</i> | 560 | 0 | 1,471 | 0 | 17,040 | 0 | 19,928 | 0 |
| <i>Sex with Males & Females</i> | 260 | 0 | 770 | 0 | 10,669 | 0 | 12,551 | 0 |
| Blood/Blood Products | 0 | 0 | 0 | 0 | 0 | 0 | 5 | 15 |
| Sharing of Infected Needles | 22 | 0 | 56 | 1 | 1,449 | 75 | 1,690 | 99 |
| Needle Prick Injury | 0 | 0 | 0 | 0 | 0 | 0 | 2 | 1 |
| Mother-to-Child | 3 | 1 | 6 | 2 | 35 | 25 | 64 | 51 |
| No Data Available | 0 | 0 | 0 | 0 | 0 | 0 | 287 | 77 |

^aFrom January 1984–March 2017, 11 did not report sex

and has continually increased since then. From January 2012 to March 2017, 82% (27,709) of new infections through sexual contact were among MSM.

From 1984 to 2009, transmission through sharing of infected needles were at <1% of the total cases reported. The cases among injecting drug users (IDU) spiked in 2010 comprising 9% (147) of the total cases reported that year. However, new cases among people who inject drugs decreased to ≤ 6% of the total cases in succeeding years.

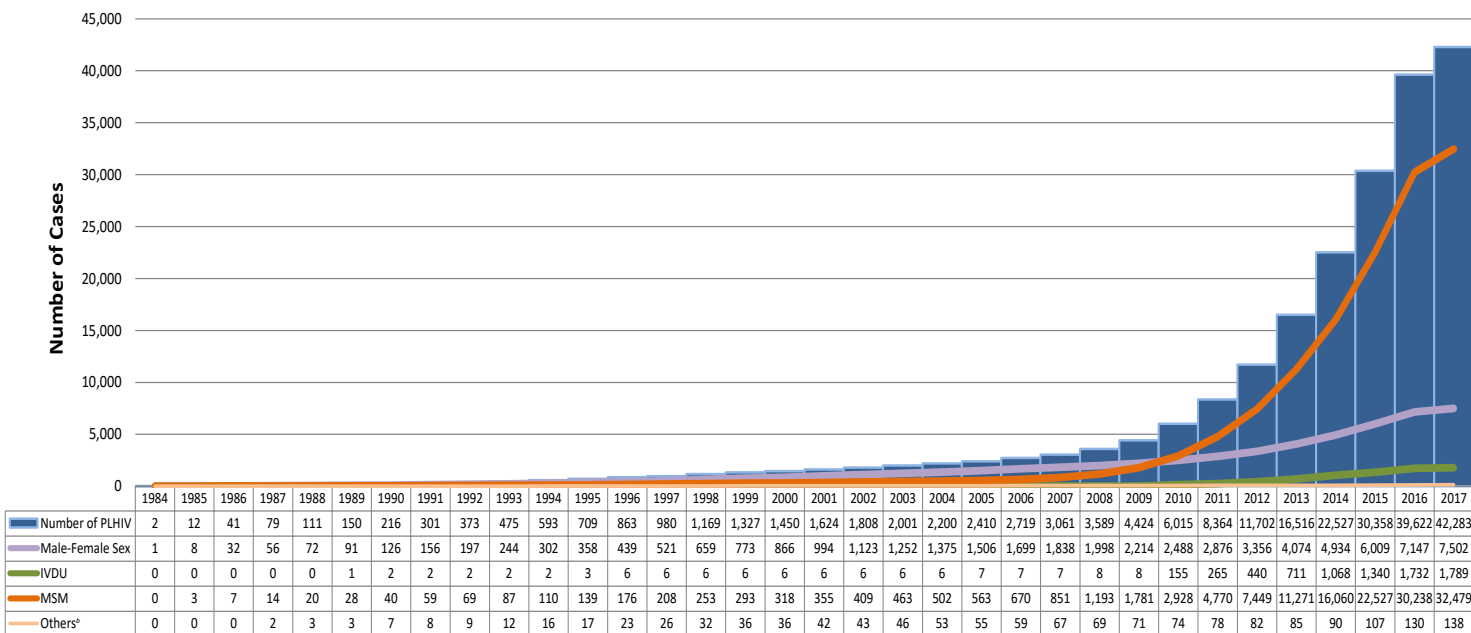
In different regions, predominant modes of transmission vary distinctively. Almost half (47%) of the MSM ever reported were from NCR; almost all of the IDU were from Region 7; and 39% of females who engaged in transactional sex were from Region 3.

Modes of Transmission (MOT)

From January 1984 to March 2017, MSM was the predominant (32,479 or 83%) mode of transmission among males, followed by male-female sex (4,809 or 12%), and sharing of infected needles (1,690 or 4%) [Table 3]. More than half (17,355 or 53%) of cases among MSM belong to the 25-34 year age group while 9,696 (30%) were youth 15-24 years old. Among females, male-female sex was the most common MOT (2,693 or 92%) followed by sharing of infected needles (99 or 3%) [Table 3]. A total of 106 children (less than 10 years old), 8 adolescents (10-19 years old), and 1 adult foreigner (aged 22 years old) were reported to have acquired HIV through mother-to-child transmission.

From 1984 to 2009, the predominant mode of transmission was male-female sex. Beginning 2010, the trend shifted to male-male sex as the predominant MOT

Figure 7. Cumulative Number of HIV Transmission by Year, January 1984-March 2017 (N=42,283)^c



^aDue to our recent system enhancement, the numbers of cases for September 2015, March 2016, May 2016, and July 2016 were changed upon updating the database.

^bOthers include the following MOT: needle prick injury, blood/blood products, and mother-to-child transmission

^cNo reported Mode of Transmission for (375) cases

REPORT ON SPECIAL POPULATIONS

Youth (15-24 years old)

In March 2017, 315 (33%) cases were among youth aged 15-24 years. Most (96%) were male. Almost all (312) were infected through sexual contact (30 male-female sex, 200 male-male sex, 82 sex with both males & females), and three (3) through needle sharing among IDU.

From January 1984 to March 2017, 11,550 (27%) of the reported cases were 15-24 years old. Eighty-three percent (9,633) of all the youth were reported from January 2012 to March 2017. From 1984 to 2002, more than half of the cases among the youth were females (179 or 71%). However, in 2003, there was an equal number of males and females reported. Since then, the trend reversed to male predominance. Ninety-six percent (11,053) were infected through sexual contact (1,357 male-female sex, 6,196 male-male sex, 3,500 sex with both males & females); 436 were infected through needle sharing among IDU, and 1 was infected through mother-to-child transmission.

Note: From January 1984–March 2017, 60 did not report mode of transmission among 15 to 24 years old

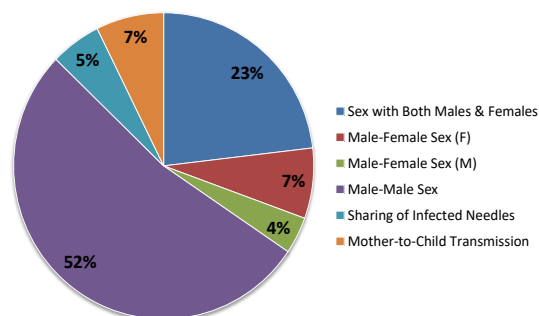
REPORT ON SPECIAL POPULATIONS (continuation)

Children (<10 years old) and Adolescents (10-19 years old)

In March 2017, 45 adolescents aged 10-19 years were reported to HARP. All were infected through sexual contact (3 male-female sex, 31 male-male sex, 11 sex with both males & females).

From January 1984 to March 2017, 1,571 (4%) of the reported cases were 19 years old and below. Seven percent (109 out of 1,571) were children (less than 10 y/o) and among them, 106 were infected through mother-to-child transmission, 1 through blood transfusion and 2 had no specified mode of transmission. Ninety-three percent (1,462 out 1,571) were adolescents. Among these, 1,332 (91%) were male. Most (93%) of the adolescents were infected through sexual contact (177 male-female sex, 824 male-male sex, 361 sex with both males & females), 85 (6%) were infected through sharing of infected needles, 8 (1%) through mother-to-child transmission, and 7 had no specified mode of transmission (Figure 8).

Figure 8. Modes of Transmission Among Children and Adolescents, January 1984–March 2017 (N=1,571)*



*Note: No mode of transmission reported for 9 cases

Overseas Filipino Workers (OFW)

Fifty-nine OFWs were reported in March 2017, comprising 6% of the total newly diagnosed cases. Eighty-six percent (51) were male. All were infected through sexual contact (18 male-female sex, 25 male-male sex, and 16 sex with both males and females) [Figure 10]. The ages of male OFWs ranged from 21-52 years (median: 31 years) and 53% of those belonged to the 25-34 year age group. Among the female OFWs, the ages were 24-50 years (median: 32 years). And among the female OFWs diagnosed in March 2017, most (50%) belonged to the 25-34 years age group.

From January 1984 to March 2017, out of the 42,283 cases, 4,826 (11%) were HIV-positive OFWs (Figure 9). Of these, 4,099 (85%) were male. More than half (58%) were MSM (1,559 male-male sex and 1,241 sex with both males & females). The ages of male OFWs ranged from 16 years-80 years (median: 32 years). Among female OFWs, ages ranged from 20 years-73 years (median: 34 years old).

Figure 9. Number of Reported OFW diagnosed with HIV, Jan 1984–Mar 2017 (N=4,826)

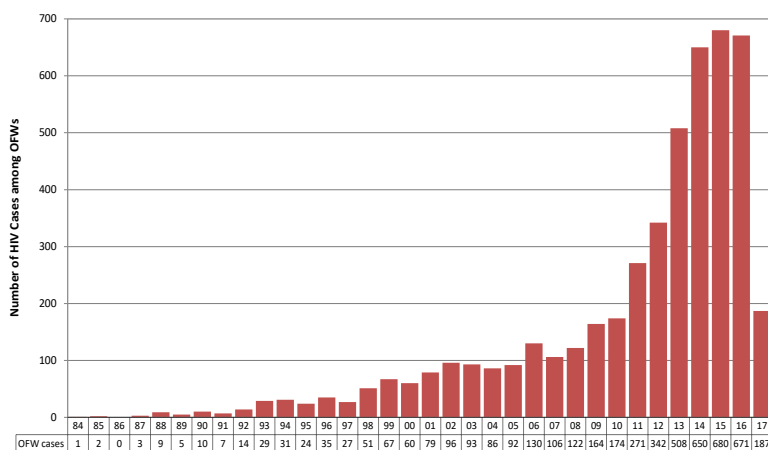
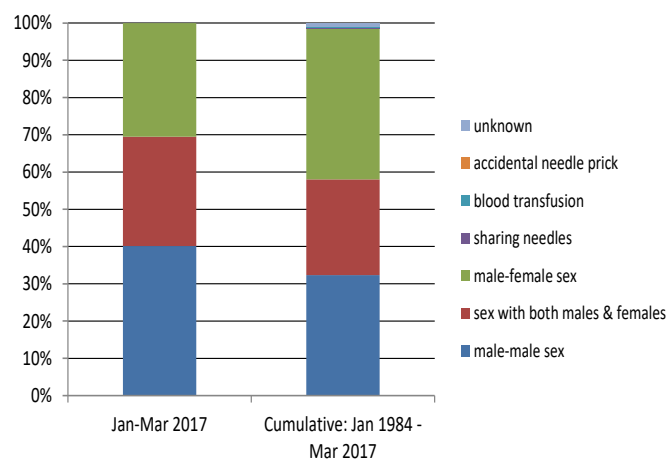


Figure 10. Modes of Transmission among OFW, Jan 1984–Mar 2017 (N=4,826)



People who Engage in Transactional Sex

People who engage in transactional sex are those who report that they pay for sex, regularly accept payment for sex, or do both.

In March 2017, 10% (95) of the reported cases engaged in transactional sex. Most (98%) were male (Table 4) whose ages ranged from 18 to 64 years (median: 30 years) while 2 were female whose ages ranged from 20-31 years (median: 26 years).

A total of 3,788 cases reported in HARP from December 2012 to March 2017 were people who engaged in transactional sex. Ninety-six percent (3,625) were male and 4% (163) were female. There were 2,036 (54%) paid for sex, 1,150 (30%) accepted payment for sex, and 602 (16%) engaged in both.

Table 4. HIV Cases Among People who Engage in Transactional Sex

| Type of Transactional Sex | March 2017 (N=95) | Jan-Mar 2017 (N=266) | Cumulative Dec 2012 - Mar 2017 (N=3,788) |
|--------------------------------|-------------------|----------------------|--|
| Accepted payment for sex only: | 35 (37%) | 88 (33%) | 1,150 (30%) |
| Male | 33 | 80 | 1,058 |
| Female | 2 | 8 | 92 |
| Age Range (Median) in Years | 20-42 (27) | 18-50 (27) | 15-67 (26) |
| Paid for sex only: | 46 (48%) | 132 (50%) | 2,036 (54%) |
| Male | 46 | 132 | 2,023 |
| Female | 0 | 0 | 13 |
| Age Range (Median) in Years | 21-64 (34) | 20-64 (32) | 16-79 (31) |
| Engaged in both: | 14 (15%) | 46 (17%) | 602 (16%) |
| Male | 14 | 41 | 544 |
| Female | 0 | 5 | 58 |
| Age Range (Median) in Years | 18-41 (28) | 18-51 (30) | 16-59 (28) |

Note: Inclusion of transactional sex in the HARP database was initiated in December 2012

REPORT ON SPECIAL POPULATIONS (continuation)

Pregnant Women Living with HIV

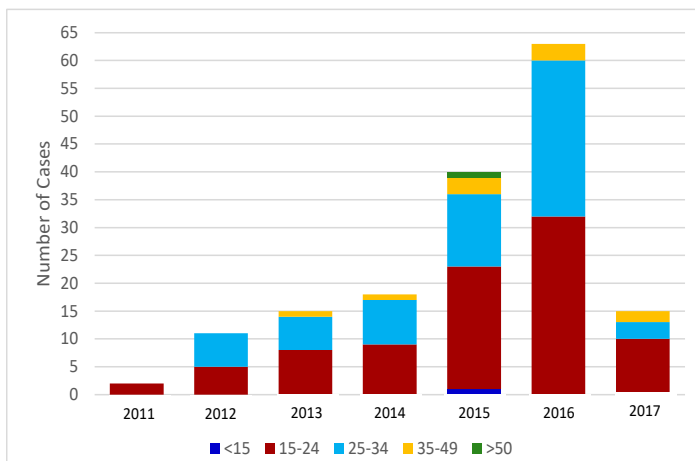
Beginning 2011, pregnant women living with HIV have been included in the HIV/AIDS Registry. The number of reported cases continues to increase yearly (Figure 11).

In March 2017, 4 cases of pregnant women with HIV were reported. Two cases were from NCR, one case was from Region 4B and one was from Region 7. The median age was 28 years old (age range: 16 year-34 years).

Since 2011, a total of 164 pregnant cases were reported. More than half (88) were from the age group 15-24 years old and 39% (64) were from 25-34 years old age group. The regions with highest number of cases are NCR (50%), Region 7 (26%), and Region 4A (7%).

Note: Inclusion of pregnant women living with HIV in the HARP database was initiated in 2011

Figure 11. Number of Diagnosed Pregnant Cases Jan 2011–Mar 2017 (N=164)



DEATHS AMONG PEOPLE WITH HIV

In March 2017, there were 27 reported deaths. All were male (Table 5). Eighteen (67%) of the reported deaths belong to 25-34 year age group, 8 (30%) were from 35-49 year old age group and 1 case from 15-24 year age group. All were infected through sexual contact (3 male-female sex, 16 male-male sex, 8 sex with both males & females) [Figure 12].

A total of 2,124 deaths were reported from January 1984 to March 2017. Eighty-eight percent (1,880) were male. Of the reported deaths, almost half (1,029 or 49%) belong to 25-34 year age group, 605 (29%) were in 35-49 year age group, while 312 (15%) were youth aged 15-24, 158 (7%) were aged 50 years and above, 17 (<1%) were aged <15 years old^a. Sexual contact (96%) was the common mode of HIV transmission (505 male-female sex, 977 male-male sex, 553 both males and females). There were 43 reported deaths among those who were infected through sharing of needles, 16 deaths among those who were infected through mother-to-child transmission, and 9 among those who were infected through blood transfusion (figure 12)^b.

^aNote: No data available on age for (3) cases

^bNote: No data available on mode of transmission for (21) cases

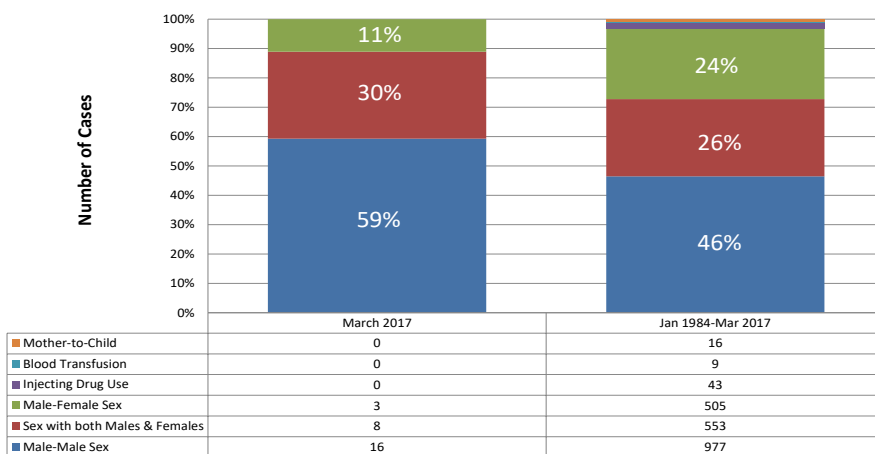
Table 5. Demographic data of reported deaths among PHIV

| Demographic Data | March 2017 | Jan-Mar 2017 | Cumulative Jan 1984-Mar 2017 |
|-----------------------|------------|--------------|------------------------------|
| Total Reported Deaths | 27* | 155 | 2,124** |
| Male | 27 | 148 | 1,880 |
| Female | 0 | 7 | 244 |
| Less than 15 y/o | 0 | 1 | 17 |
| 15-24 y/o | 1 | 26 | 312 |
| 25-34 y/o | 18 | 85 | 1,029 |
| 35-49 y/o | 8 | 41 | 605 |
| 50 y/o & above | 0 | 2 | 158 |

^aNote: These are reported deaths for March 2017. Date of death may not necessarily fall in the reporting month.

^bNo data available on age for (3) cases

Figure 12. Modes of transmission of reported deaths among PHIV*



*Note: No mode of transmission reported for 21 cases



National HIV/AIDS & STI Surveillance and Strategic Information Unit

**NHSSS
Epidemiology Bureau,
Department of Health, 2/F Bldg. 19,
San Lazaro Compound,
Sta. Cruz, Manila 1003 Philippines**

**Tel: +632 651-7800 local 2926, 2952
Email: hivepcenter@gmail.com
Website: <http://www.doh.gov.ph>**

**www.facebook.com/hivepcenter
@hivepcenter
@hivepcenter**

HIV/AIDS & ART Registry of the Philippines (HARP) Report Editorial Team

- Jan Khryson M. Velayo, RN**
Asst. HIV Surveillance Officer
- Bettina Kaye D. Castañeda, RN**
Asst. HIV Surveillance Officer
- Krizelle Anne R. Umali, RSW**
HIV Surveillance Officer
- Patricia Isabel G. Amila, RN, MSPH**
HIV Surveillance Officer
- Marlene R. Bermejo, MD**
HIV Surveillance Database Supervisor
- Ma. Justina S. Zapanta, RN, PHSAE**
HIV Surveillance Officer
- Noel S. Palaypayon, RN, MGM-ESP**
Deputy Manager, HIV Unit
- Genesis May J. Samonte, MD, MSc, PHSAE**
Manager, HIV Unit
- Agnes B. Segarra, MD, PHSAE**
Chief, SRAE Division, Epidemiology Bureau
- Irma U. Asuncion, MD, MHA, CESO IV**
Director IV, Epidemiology Bureau

HIV/AIDS & ART Registry of the Philippines (HARP)

The Philippine HIV/AIDS & ART Registry of the Philippines (HARP) is the official record of the total number of laboratory-confirmed HIV positive individuals, AIDS cases and deaths, and HIV positive blood units in the Philippines. All individuals in the registry are confirmed by the STD/AIDS Cooperative Central Laboratory (SACCL) at San Lazaro Hospital. While all blood units are confirmed by the Research Institute for Tropical Medicine (RITM). Both are National Reference Laboratories (NRL) of the Department of Health (DOH).

Mandatory HIV testing is unlawful in the Philippines (RA 8504). The process of reporting to the HARP is as follows: All blood samples from accredited HIV testing facilities that are screened HIV reactive are sent to SACCL (Individuals) or RITM (blood units) for confirmation. Confirmed HIV positive individuals and blood units are reported to the DOH-Epidemiology Bureau (EB), and are recorded in the HARP.

The HARP is a passive surveillance system. Except for HIV confirmation by the NRL, all other data submitted to the HARP are secondary and cannot be verified. An example would be an individual's reported place of residence. The HARP is unable to determine if this reported address is where the person got infected, or where the person lived after being infected, or where the person is presently living, or whether the address is valid. This limitation has major implications to data interpretation. Thus, readers are cautioned to carefully weigh the data and consider other sources of information prior to arriving at conclusions.

LIST OF TREATMENT HUBS AND SATELLITES*

| Regions | Treatment Hub/Satellite Treatment Hub | Address | Contact Information |
|--|--|---|--|
| 1 | Ilocos Training and Regional Medical Center | Parian, San Fernando City, La Union | (072) 607-6418/ (072) 607-9912 |
| | Mariano Marcos Memorial Hospital and Medical Center | Barangay 6 San Julian, Batac, Ilocos Norte | (077) 600 8000 |
| | Region 1 Medical Center | Dagupan City Hall, AB Fernandez E Ave, Downtown District, Dagupan | (+63)9159063375 |
| 2 | Cagayan Valley Medical Center | Dalan na Pagayaya, Carig Sur, Tuguegarao, Cagayan | (078) 304-1410 / (078) 304-1810 |
| | Veterans Regional Hospital | Magsaysay, Bayombong, Nueva Vizcaya | (078) 805-3561 loc. 1225 |
| 3 | Bataan General Hospital (Bataan HAVEN) | Manahan St., Tenejero, Balanga City, Bataan | (047) 237-1274 (047) 237-1275 loc. 102/103 |
| | Dr. Paulino J. Garcia Memorial Research and Medical Center (Sanctuario De Paulino) | Mabini St., Cabanatuan City, Nueva Ecija | (044)463-8888 loc. 181 / 09176569589 / 09175716869 |
| | Dr. Paulino J. Garcia Memorial Research and Medical Center - Talavera Extension Hospital (Talavera's Hope) | Maestrang Kikay District, Talavera, Nueva Ecija | (044) 806-2276 / 09558451539 / 09984997831 |
| | Jose B. Lingad Memorial Regional Hospital (Bahay LinGAD) | Brgy. San Dolores, San Fernando, Pampanga | (045) 435-6801 / (045) 961-3544 / 09336215028 |
| | James L. Gordon Memorial Hospital (L.E.A.D. Shelter) | #1 Perimeter Rd., New Asinan, Olongapo City | (047) 602-3436 |
| | Premiere Medical Center (TAHANAN sa Premiere) | Maharlika Highway, Daan Sarile, Cabanatuan City, Nueva Ecija | (044) 463-7845 loc. 2073 / 09322128175 / 09052944300 |
| | Tarlac Provincial Hospital (TPH Cares) | Tarlac Provincial Hospital Compound, San Vicente, Tarlac City | (047) 602-3436 / 09988627015 / 09098312524 |
| | Ospital ng Lungsod ng San Jose del Monte | Sapang Palay, San Jose Del Monte, Bulacan | 09324735561/ 09157260311 |
| | Guiguinto RHU II Reproductive Health and Wellness Center (Gintong Kantungan) | 2nd flr, RHU II, Green Estate Subd., Guiguinto, Bulacan | (044) 760-3450 / 09325478488 / 09260726900 |
| Angeles City HIV Satellite Treatment Hub (Bale Angeleño) | C. Surla St., Balibago, Angeles City | 09152990647 (HACT Nurse) | |
| 4A | Batangas Medical Center | Kumintang Ibaab, Batangas City | (043) 723-0165 |
| | Laguna Medical Center | J. De Leon St, Santa Cruz, Laguna | (049) 543-3351 / 09178465901 |
| | Dasmariñas City Health Office I (SHC) | Zone 2, Manggubat St., City Health Office I, Dasmariñas, Cavite | (046) 416-0279 / 09177902168 |
| | Antipolo Social Hygiene Clinic | M. Santos St., Brgy. San Roque, Antipolo City | (02) 696-4097 |
| 4B | Ospital ng Palawan | 220 Malvas St. Puerto Princesa City | (048) 434-6864 / (048) 434-2148 |
| 5 | Bicol Regional Training and Teaching Hospital | Rizal St., Legazpi City | (052) 483-0017 loc. 4227 |
| 6 | Western Visayas Medical Center | Q. Abeto St., Mandurriao, Iloilo City | (033) 321-1631 |
| | Dr. Rafael Tumbokon Memorial Hospital—Kalibo, Aklan | Mabini St, Kalibo, Aklan | (036) 268-6299 |
| 7 | Vicente Sotto Memorial Medical Center | B. Rodriguez St., Cebu City | (032) 254-4155 / (032) 253-9891 to 96 loc. 102 |
| | Cebu Social Hygiene Clinic | General Maxilom Ave., Ext., Carreta, Cebu City | (032) 233-0987 / 09255591663 |
| | Gov. Celestino Gallares Memorial Hospital | M. Parras St., Tagbilaran City | (038) 411-4868 |
| 8 | Eastern Visayas Regional Medical Center | Magsaysay Boulevard, Tacloban City | (053) 321-3121 / (053) 321-3363 |
| 9 | Zamboanga City Medical Center | Dr. Evangelista St., Sta. Catalina, Zamboanga City | (062) 991-2934 |
| 10 | Northern Mindanao Medical Center | Provincial Capitol Compound Cagayan de Oro City | (082) 856-4147 |
| 11 | Southern Philippines Medical Center | J. P. Laurel St., Bajada, Davao City | (082) 227-2731 loc. 5140 / (082) 321-7061 |
| | Davao Regional Medical Center | Apokon, Tagum City, Davao del Norte | (084) 400-3347 |
| | Davao Reproductive Health and Wellness Center | Emilio Jacinto St, Poblacion District, Davao City, Davao del Sur | (082) 222-4187 |
| 12 | South Cotabato Provincial Hospital | Aguinaldo St., Koronadal City, South Cotabato | (083) 228-4571 |
| | General Santos City Social Hygiene Clinic | City Health Office, Fernandez St., Lagao, General Santos City | (083) 302-8115 |
| CAR | Baguio General Hospital and Medical Center | Gov. Pack Rd., Baguio City | (074) 442-4216 loc. 381 / 09155816480 |
| CARAGA | CARAGA Regional Hospital | Rizal St. National Road, Surigao City | (086) 826-0568 / 09173068186 |
| | Butuan Medical Center | Km 5 Baan, Butuan City | (+63)9173208799 |
| NCR | San Lazaro Hospital | Quiricada St., Sta. Cruz, Manila | (02) 310-3128 |
| | Philippine General Hospital | Taft Ave., Manila | (02) 554-8400 loc. 3249 |
| | Sta. Ana Hospital | New Panaderos Street, Sta. Ana, Manila | (02) 516-6790 |
| | Manila Social Hygiene Clinic | 208 Quiricada St., Sta. Cruz, Manila | (02) 711-6942 |
| | Research Institute for Tropical Medicine | Filinvest Corporate City, Alabang, Muntinlupa City | (02) 807-2628 loc. 332 |
| | The Medical City / I-REACT Clinic | Ortigas Ave., Pasig City | (02) 988-1000 loc. 6765 |
| | Pasig City Treatment Hub (PATH) | CHAMP Bldg, Caruncho Ave, Pasig City | (02) 798-2572 |
| | Makati Medical Center | #2 Amoroso St., Legaspi Village, Makati City | (02) 888-8999 loc. 2134 (CTTM) / 09178014314 |
| | St. Luke's Medical Center—Global City | Rizal Drive cor. 32nd & 5th Ave., Taguig City | (02) 789-7700 |
| | Klinika Bernardo | Ermin Garcia St., Brgy. Pinagkaisahan, Quezon City | 9324033412 |
| Marikina City Satellite Treatment Hub | Shoe Ave., Sto. Niño, Marikina City | (02) 948-8925 / 09175631722 | |
| NIR | Corazon Locsin Montelibano Memorial Regional Hospital | 2nd flr. OPD bldg. CLMMRH, Cor. Burgos, Lacson St. Bacolod City | (034)707-2280 |
| | Negros Oriental Provincial Hospital | Real St., Dumaguete City, Negros Oriental | (6335) 225-0950/225-0949 |

OTHER FACILITIES PROVIDING HIV TREATMENT

| Regions | Facility | Address | Contact Information |
|----------------------------------|--|--|-----------------------------|
| 4A | Bacoor Social Hygiene Clinic | Floraville Subdivision, Panapaan 1, Bacoor City | (+63)9086144183 |
| | Ospital ng Biñan | Canlalay Bridge, Biñan, Laguna | (049) 511-4119 |
| | Occidental Mindoro Provincial Hospital | Paluan Road, Maburao, Occidental Mindoro | (043) 711-1116 |
| NCR | Bernardo Social Hygiene Clinic | Ermin Garcia St., Brgy. Pinagkaisahan, Quezon City | (+63)9193635919 |
| | Project 7 Social Hygiene Clinic / Klinika Project 7 | 39 Bansalangan St., Veterans Village, Project 7, Quezon City | (+63)9178561158 |
| | Batasan Hills Super Health Center (Social Hygiene Clinic) | #1 IBP Road, Batasan Hills, Quezon City | 09322959752 / 09232790558 |
| | Klinika Novaliches | Annex Bldg. flr., A.J. Maximo Health Center Compound, Quirino Highway, Novaliches, Quezon City | (+63)9985734877 |
| | Las Piñas Social Hygiene Clinic | Barrio Hall, Alabang-Zapote Road, Almansa, Las Piñas City | (02) 800-6406 |
| | Mandaluyong Social Hygiene Clinic | 20 M. Lerma St. cor. Vicencio St, Mandaluyong City | (02) 546-7799 |
| | Muntinlupa Reproductive Health and Wellness Center | 2nd Floor, Putatan Health Center, National Rd, Putatan, Muntinlupa City | (02) 834-5997 |
| | Pasay Social Hygiene Clinic | 2nd Floor, Lagrosa Health Center, F.B. Harrison St. Pasay City | (02) 806-3197 |
| | RITM Satellite Clinic - Mandaluyong (Love Yourself Anglo) | Room 5, 3/F, 715-A Anglo Bldg., Shaw Blvd., Mandaluyong City | (+63)9153665683 |
| | Taguig Social Hygiene Clinic | 3/F Goldilocks Bldg., Gen. Luna St., Taguig City | (02) 642-1262 / 09267542917 |
| Valenzuela Social Hygiene Clinic | Valenzuela City Hall, Poblacion II, Malinta, Valenzuela City | (02) 352-6000 loc. 6046 | |

*as per Department Memorandum No. 2016-0188: Updated List of DOH-Designated Treatment Hubs and Satellite Treatment Hubs