



# 2015 Demographic and Health Survey

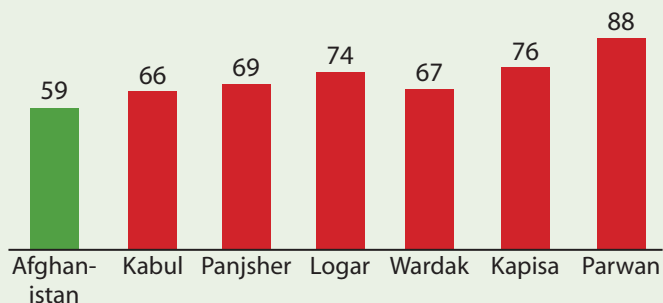
## Capital Region Fact Sheet



# Afghanistan

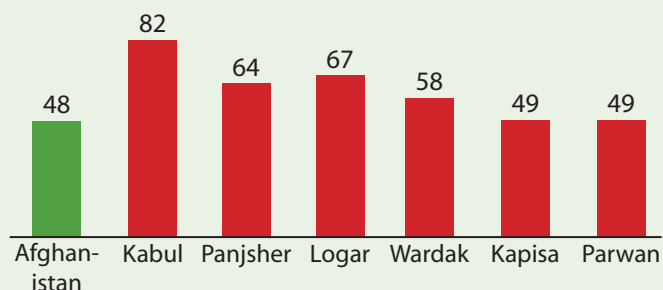
### Antenatal Care from a Skilled Provider by Province

Percent of ever-married women age 15-49 with a birth in the last five years who received antenatal care from a doctor, nurse, midwife, or auxiliary nurse/midwife



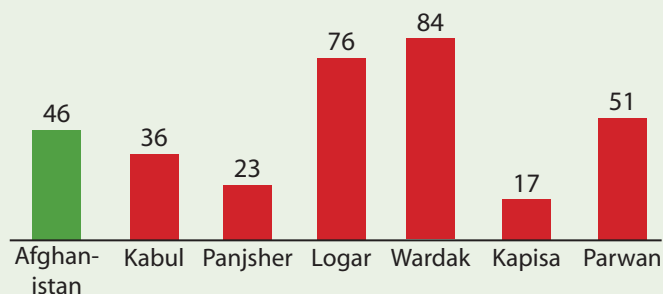
### Delivery in a Health Facility by Province

Percent of births in the last five years that were delivered in a health facility



### Recent Physical Violence by Province

Percent of ever-married women who experienced physical violence in the 12 months before the survey



For additional information on the results of the 2015 Afghanistan Demographic and Health Survey, please contact:

#### In Afghanistan:

Central Statistics Organization  
Ansari Watt, Kabul, Afghanistan  
Telephone: (+93) 0202104338;  
Internet: <http://cso.gov.af>

#### Ministry of Public Health

Great Masoud Road, Wazir Akbar Khan area,  
Kabul, Afghanistan  
Internet: <http://moph.gov.af>

#### In USA:

The DHS Program  
530 Gaither Road, Suite 500; Rockville, MD 20850 USA  
Telephone: +1-301-407-6500; Fax: +1-301-407-6501  
Email: [info@DHSprogram.com](mailto:info@DHSprogram.com); [www.DHSprogram.com](http://www.DHSprogram.com)

The 2015 Afghanistan Demographic and Health Survey (2015 AfDHS) was implemented by the Central Statistics Organization and the Ministry of Public Health from June 15, 2015 to February 23, 2016. The funding for the AfDHS was provided by the United States Agency for International Development (USAID). ICF provided technical assistance through The DHS Program, a USAID-funded project providing support and technical assistance in the implementation of population and health surveys in countries worldwide.

*\*Provincial estimates should be interpreted carefully taking into account the relative standard errors and the confidence intervals around the particular indicator. This is even more so with indicators at the subsample level, given that the total number of cases would be smaller. This is true for any survey.*



# 2015 Afghanistan Demographic and Health Survey (AfDHS)

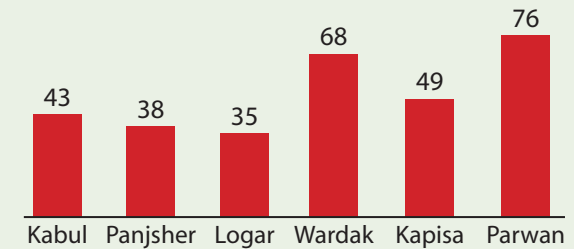
The 2015 Afghanistan Demographic and Health Survey (AfDHS) provides data for monitoring the health situation of the population in Afghanistan. The survey is based on a nationally representative sample. It provides estimates at the national and provincial levels, as well as for urban and rural areas.\* Estimates for Zabul are not presented separately due to sample coverage issues; however, they are included in the total national estimates.

## Provinces of the Capital Region



## Under-5 Mortality\* by Province

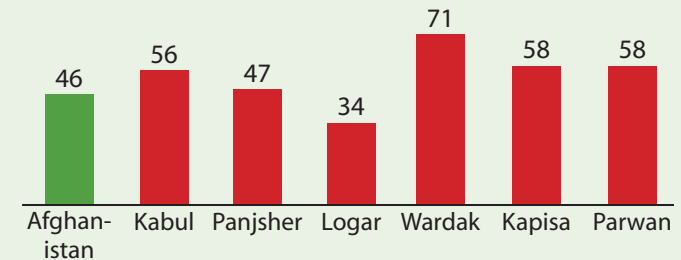
Deaths per 1,000 live births for the ten-year period before the survey



\*These mortality estimates should be used with caution. They appear to be lower than expected, given findings of other data sources from Afghanistan, as well as expert knowledge of the relationship of neonatal deaths to infant deaths. Neonatal death in particular appears to be under-reported.

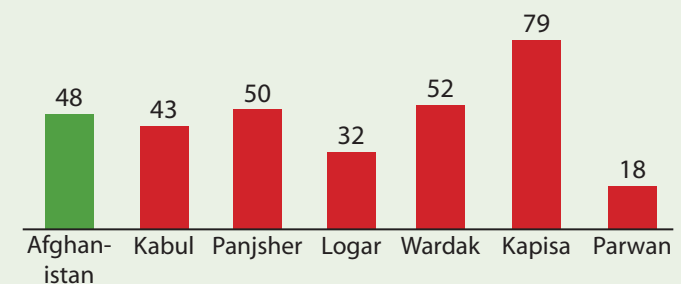
## Basic Vaccination Coverage by Province

Percent of children age 12-23 months who received all basic vaccinations



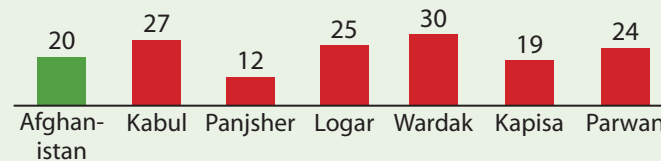
## Vitamin A Supplementation by Province

Percent of children age 6-59 months who received a vitamin A supplement in the last 6 months



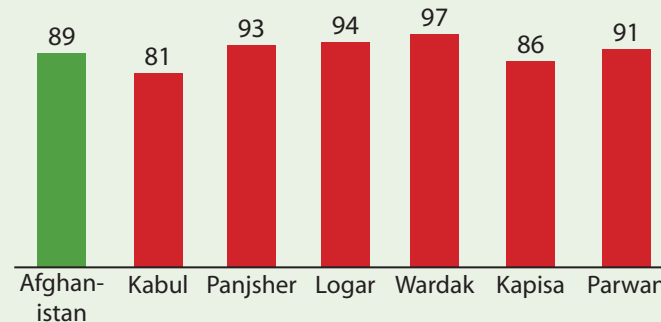
## Use of Modern Methods by Province

Percent of currently married women age 15-49 using a modern method of family planning



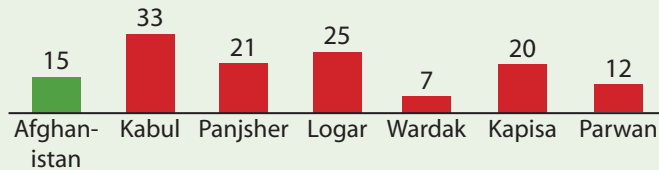
## Problems Accessing Health Care by Province

Percent of ever-married women who report at least one problem accessing health care



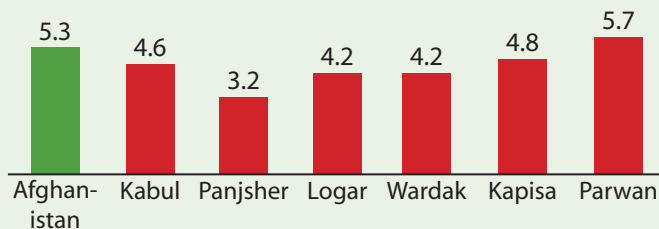
## Women's Literacy by Province

Percent of ever-married women age 15-49 who are literate



## Total Fertility Rate by Province

Births per woman for the three-year period before the survey





## 2015 Demographic and Health Survey

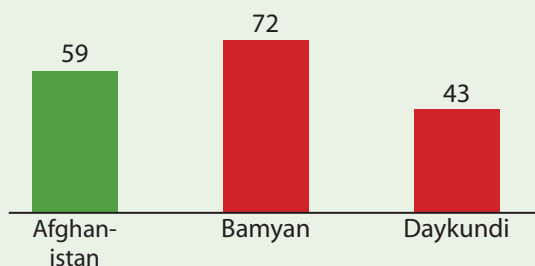
### Central Highland Region Fact Sheet



# Afghanistan

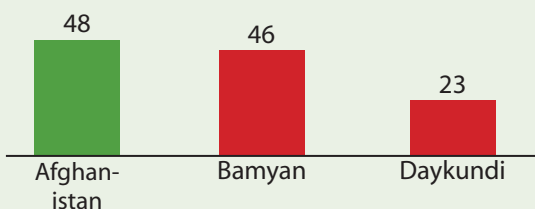
#### Antenatal Care from a Skilled Provider by Province

Percent of ever-married women age 15-49 with a birth in the last five years who received antenatal care from a doctor, nurse, midwife, or auxiliary nurse/midwife



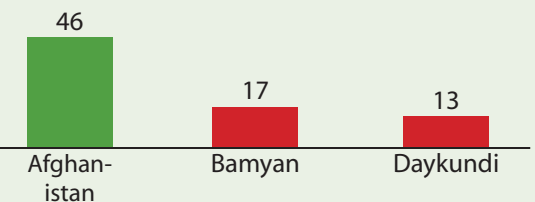
#### Delivery in a Health Facility by Province

Percent of births in the last five years that were delivered in a health facility



#### Recent Physical Violence by Province

Percent of ever-married women who experienced physical violence in the 12 months before the survey



For additional information on the results of the 2015 Afghanistan Demographic and Health Survey, please contact:

#### In Afghanistan:

Central Statistics Organization  
Ansari Watt, Kabul, Afghanistan  
Telephone: (+93) 0202104338;  
Internet: <http://cso.gov.af>

Ministry of Public Health  
Great Masoud Road, Wazir Akbar Khan area,  
Kabul, Afghanistan  
Internet: <http://moph.gov.af>

#### In USA:

The DHS Program  
530 Gaither Road, Suite 500; Rockville, MD 20850 USA  
Telephone: +1-301-407-6500; Fax: +1-301-407-6501  
Email: [info@DHSprogram.com](mailto:info@DHSprogram.com); [www.DHSprogram.com](http://www.DHSprogram.com)

The 2015 Afghanistan Demographic and Health Survey (2015 AfDHS) was implemented by the Central Statistics Organization and the Ministry of Public Health from June 15, 2015 to February 23, 2016. The funding for the AfDHS was provided by the United States Agency for International Development (USAID). ICF provided technical assistance through The DHS Program, a USAID-funded project providing support and technical assistance in the implementation of population and health surveys in countries worldwide.

*\*Provincial estimates should be interpreted carefully taking into account the relative standard errors and the confidence intervals around the particular indicator. This is even more so with indicators at the subsample level, given that the total number of cases would be smaller. This is true for any survey.*





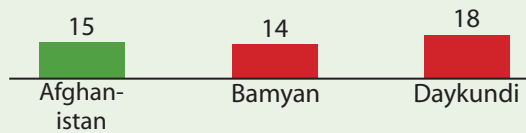
# 2015 Afghanistan Demographic and Health Survey (AfDHS)

The 2015 Afghanistan Demographic and Health Survey (AfDHS) provides data for monitoring the health situation of the population in Afghanistan. The survey is based on a nationally representative sample. It provides estimates at the national and provincial levels, as well as for urban and rural areas.\* Estimates for Zabul are not presented separately due to sample coverage issues; however, they are included in the total national estimates.

| 2015 AfDHS National Sample | Number interviewed | Response rate |
|----------------------------|--------------------|---------------|
| Households                 | 24,395             | 98%           |
| Ever-Married Women 15-49   | 29,461             | 97%           |
| Ever-Married Men 15-49     | 10,760             | 91%           |

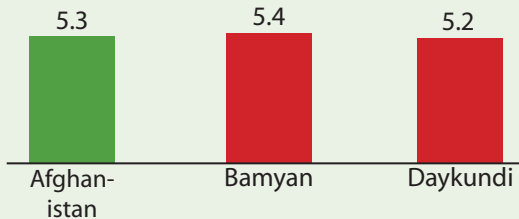
## Women's Literacy by Province

Percent of ever-married women age 15-49 who are literate



## Total Fertility Rate by Province

Births per woman for the three-year period before the survey




## Provinces of the Central Highland Region



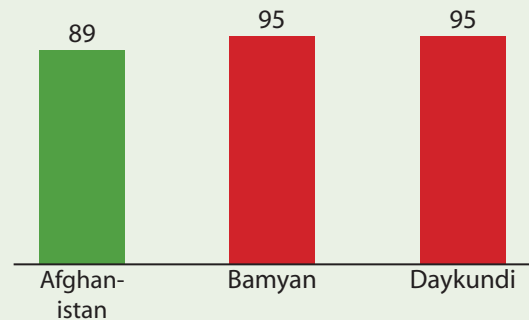
## Use of Modern Methods by Province

Percent of currently married women age 15-49 using a modern method of family planning



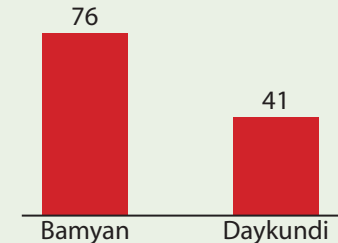
## Problems Accessing Health Care by Province

Percent of ever-married women who report at least one problem accessing health care



## Under-5 Mortality\* by Province

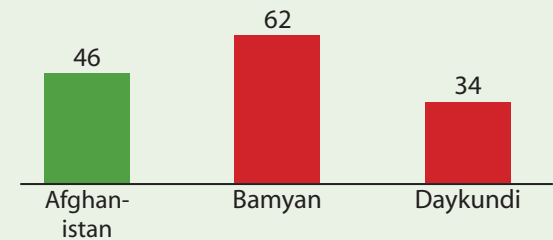
Deaths per 1,000 live births for the ten-year period before the survey



\*These mortality estimates should be used with caution. They appear to be lower than expected, given findings of other data sources from Afghanistan, as well as expert knowledge of the relationship of neonatal deaths to infant deaths. Neonatal death in particular appears to be under-reported.

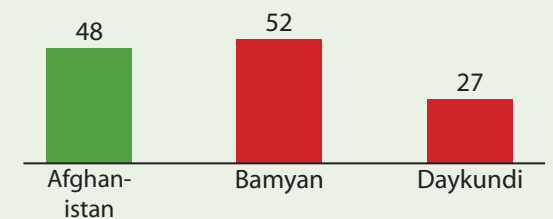
## Basic Vaccination Coverage by Province

Percent of children age 12-23 months who received all basic vaccinations



## Vitamin A Supplementation by Province

Percent of children age 6-59 months who received a vitamin A supplement in the last 6 months





# 2015 Demographic and Health Survey

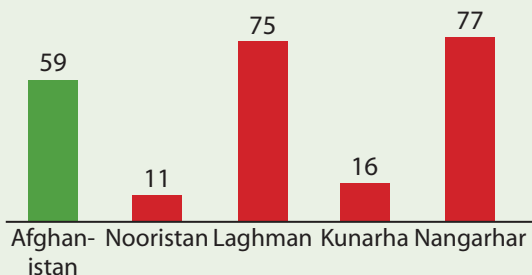
## Eastern Region Fact Sheet



# Afghanistan

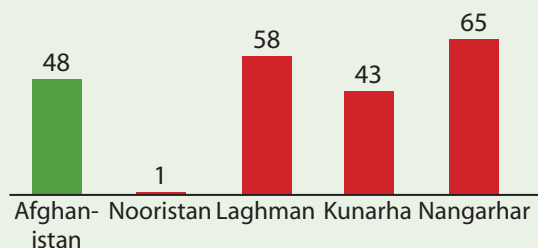
### Antenatal Care from a Skilled Provider by Province

Percent of ever-married women age 15-49 with a birth in the last five years who received antenatal care from a doctor, nurse, midwife, or auxiliary nurse/midwife



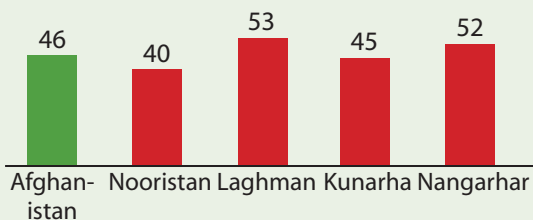
### Delivery in a Health Facility by Province

Percent of births in the last five years that were delivered in a health facility



### Recent Physical Violence by Province

Percent of ever-married women who experienced physical violence in the 12 months before the survey



For additional information on the results of the 2015 Afghanistan Demographic and Health Survey, please contact:

#### In Afghanistan:

Central Statistics Organization  
Ansari Watt, Kabul, Afghanistan  
Telephone: (+93) 0202104338;  
Internet: <http://cso.gov.af>

Ministry of Public Health  
Great Masoud Road, Wazir Akbar Khan area,  
Kabul, Afghanistan  
Internet: <http://moph.gov.af>

#### In USA:

The DHS Program  
530 Gaither Road, Suite 500; Rockville, MD 20850 USA  
Telephone: +1-301-407-6500; Fax: +1-301-407-6501  
Email: [info@DHSprogram.com](mailto:info@DHSprogram.com); [www.DHSprogram.com](http://www.DHSprogram.com)

The 2015 Afghanistan Demographic and Health Survey (2015 AfDHS) was implemented by the Central Statistics Organization and the Ministry of Public Health from June 15, 2015 to February 23, 2016. The funding for the AfDHS was provided by the United States Agency for International Development (USAID). ICF provided technical assistance through The DHS Program, a USAID-funded project providing support and technical assistance in the implementation of population and health surveys in countries worldwide.

*\*Provincial estimates should be interpreted carefully taking into account the relative standard errors and the confidence intervals around the particular indicator. This is even more so with indicators at the subsample level, given that the total number of cases would be smaller. This is true for any survey.*



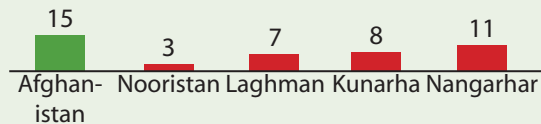
# 2015 Afghanistan Demographic and Health Survey (AfDHS)

The 2015 Afghanistan Demographic and Health Survey (AfDHS) provides data for monitoring the health situation of the population in Afghanistan. The survey is based on a nationally representative sample. It provides estimates at the national and provincial levels, as well as for urban and rural areas.\* Estimates for Zabul are not presented separately due to sample coverage issues; however, they are included in the total national estimates.

| 2015 AfDHS National Sample | Number interviewed | Response rate |
|----------------------------|--------------------|---------------|
| Households                 | 24,395             | 98%           |
| Ever-Married Women 15-49   | 29,461             | 97%           |
| Ever-Married Men 15-49     | 10,760             | 91%           |

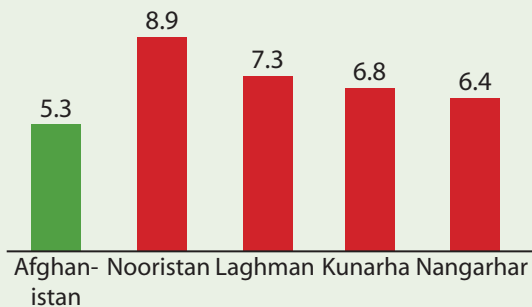
## Women's Literacy by Province

Percent of ever-married women age 15-49 who are literate



## Total Fertility Rate by Province

Births per woman for the three-year period before the survey

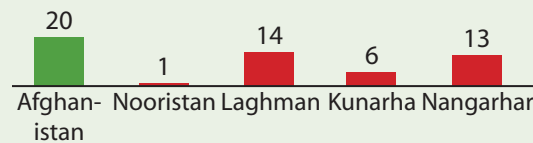


## Provinces of the Eastern Region



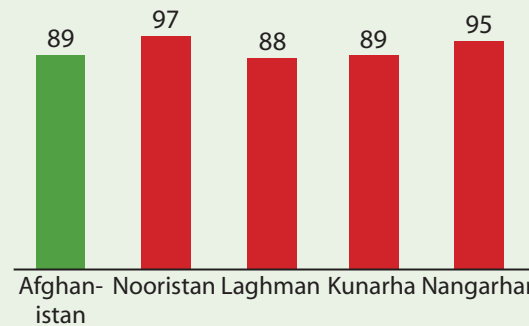
## Use of Modern Methods by Province

Percent of currently married women age 15-49 using a modern method of family planning



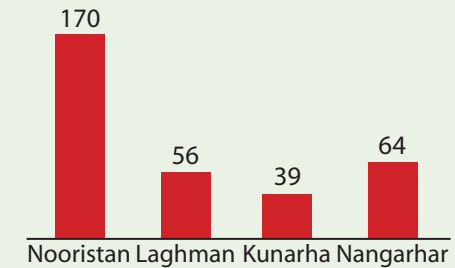
## Problems Accessing Health Care by Province

Percent of ever-married women who report at least one problem accessing health care



## Under-5 Mortality\* by Province

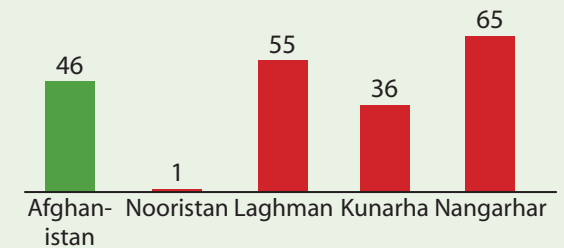
Deaths per 1,000 live births for the ten-year period before the survey



\*These mortality estimates should be used with caution. They appear to be lower than expected, given findings of other data sources from Afghanistan, as well as expert knowledge of the relationship of neonatal deaths to infant deaths. Neonatal death in particular appears to be under-reported.

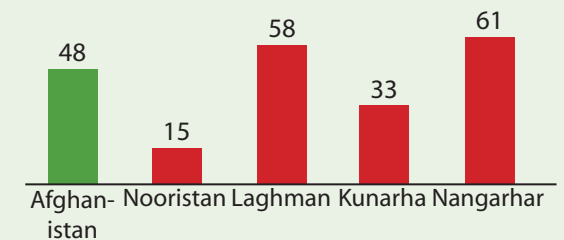
## Basic Vaccination Coverage by Province

Percent of children age 12-23 months who received all basic vaccinations



## Vitamin A Supplementation by Province

Percent of children age 6-59 months who received a vitamin A supplement in the last 6 months







# 2015 Demographic and Health Survey

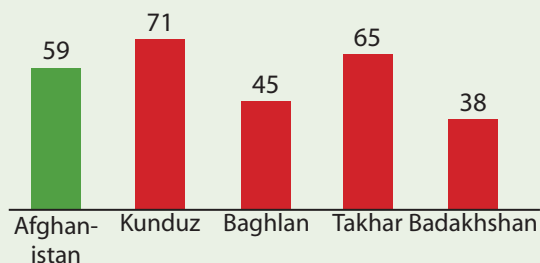
## North Eastern Region Fact Sheet



# Afghanistan

### Antenatal Care from a Skilled Provider by Province

Percent of ever-married women age 15-49 with a birth in the last five years who received antenatal care from a doctor, nurse, midwife, or auxiliary nurse/midwife



For additional information on the results of the 2015 Afghanistan Demographic and Health Survey, please contact:

#### In Afghanistan:

Central Statistics Organization  
Ansari Watt, Kabul, Afghanistan  
Telephone: (+93) 0202104338;  
Internet: <http://cso.gov.af>

Ministry of Public Health  
Great Masoud Road, Wazir Akbar Khan area,  
Kabul, Afghanistan  
Internet: <http://moph.gov.af>

#### In USA:

The DHS Program  
530 Gaither Road, Suite 500; Rockville, MD 20850 USA  
Telephone: +1-301-407-6500; Fax: +1-301-407-6501  
Email: [info@DHSprogram.com](mailto:info@DHSprogram.com); [www.DHSprogram.com](http://www.DHSprogram.com)

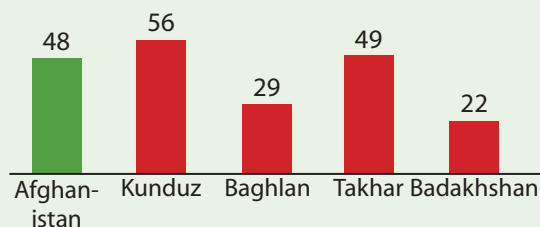
The 2015 Afghanistan Demographic and Health Survey (2015 AfDHS) was implemented by the Central Statistics Organization and the Ministry of Public Health from June 15, 2015 to February 23, 2016. The funding for the AfDHS was provided by the United States Agency for International Development (USAID). ICF provided technical assistance through The DHS Program, a USAID-funded project providing support and technical assistance in the implementation of population and health surveys in countries worldwide.

*\*Provincial estimates should be interpreted carefully taking into account the relative standard errors and the confidence intervals around the particular indicator. This is even more so with indicators at the subsample level, given that the total number of cases would be smaller. This is true for any survey.*



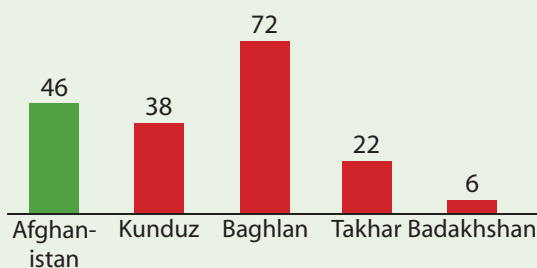
### Delivery in a Health Facility by Province

Percent of births in the last five years that were delivered in a health facility



### Recent Physical Violence by Province

Percent of ever-married women who experienced physical violence in the 12 months before the survey



# 2015 Afghanistan Demographic and Health Survey (AfDHS)

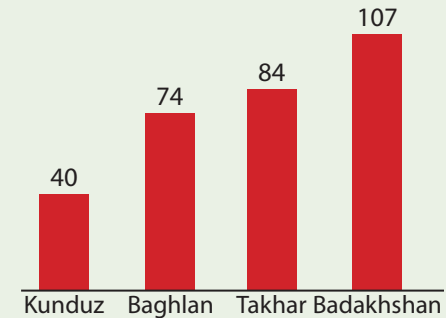
The 2015 Afghanistan Demographic and Health Survey (AfDHS) provides data for monitoring the health situation of the population in Afghanistan. The survey is based on a nationally representative sample. It provides estimates at the national and provincial levels, as well as for urban and rural areas.\* Estimates for Zabul are not presented separately due to sample coverage issues; however, they are included in the total national estimates.

## Provinces of the North Eastern Region



## Under-5 Mortality\* by Province

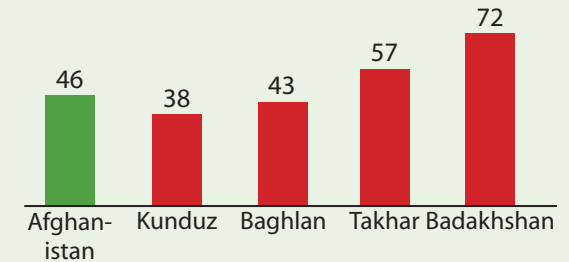
Deaths per 1,000 live births for the ten-year period before the survey



\*These mortality estimates should be used with caution. They appear to be lower than expected, given findings of other data sources from Afghanistan, as well as expert knowledge of the relationship of neonatal deaths to infant deaths. Neonatal death in particular appears to be under-reported.

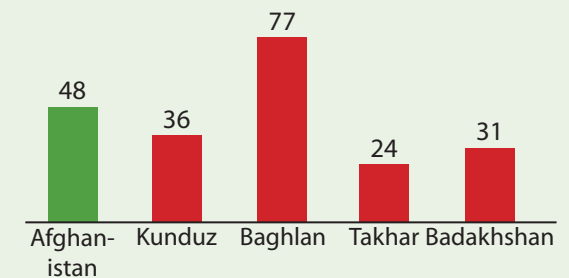
## Basic Vaccination Coverage by Province

Percent of children age 12-23 months who received all basic vaccinations



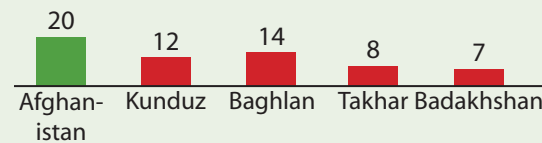
## Vitamin A Supplementation by Province

Percent of children age 6-59 months who received a vitamin A supplement in the last 6 months



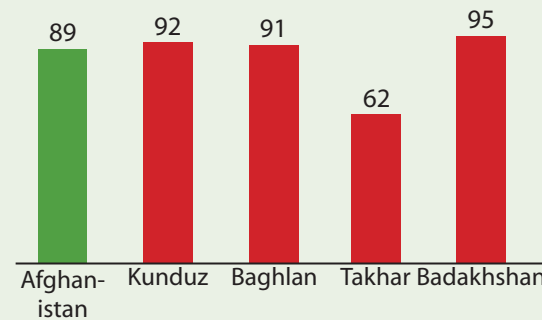
## Use of Modern Methods by Province

Percent of currently married women age 15-49 using a modern method of family planning



## Problems Accessing Health Care by Province

Percent of ever-married women who report at least one problem accessing health care



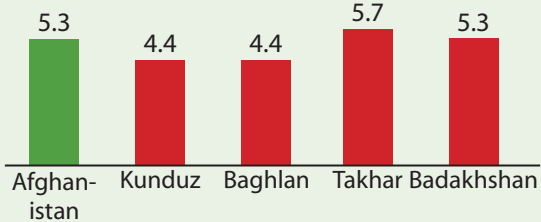
## Women's Literacy by Province

Percent of ever-married women age 15-49 who are literate



## Total Fertility Rate by Province

Births per woman for the three-year period before the survey



| 2015 AfDHS National Sample | Number interviewed | Response rate |
|----------------------------|--------------------|---------------|
| Households                 | 24,395             | 98%           |
| Ever-Married Women 15-49   | 29,461             | 97%           |
| Ever-Married Men 15-49     | 10,760             | 91%           |





# 2015 Demographic and Health Survey

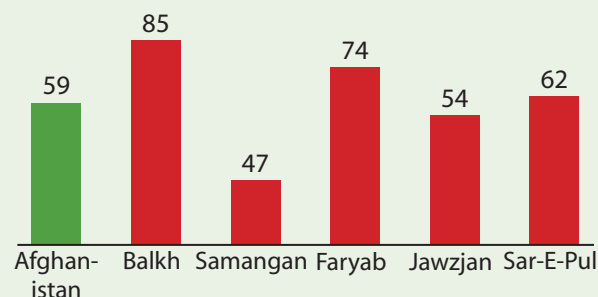
## Northern Region Fact Sheet



# Afghanistan

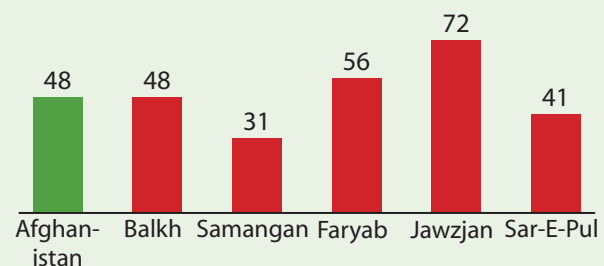
### Antenatal Care from a Skilled Provider by Province

Percent of ever-married women age 15-49 with a birth in the last five years who received antenatal care from a doctor, nurse, midwife, or auxiliary nurse/midwife



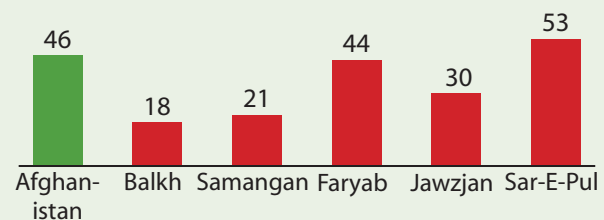
### Delivery in a Health Facility by Province

Percent of births in the last five years that were delivered in a health facility



### Recent Physical Violence by Province

Percent of ever-married women who experienced physical violence in the 12 months before the survey



For additional information on the results of the 2015 Afghanistan Demographic and Health Survey, please contact:

#### In Afghanistan:

Central Statistics Organization  
Ansari Watt, Kabul, Afghanistan  
Telephone: (+93) 0202104338;  
Internet: <http://cso.gov.af>

Ministry of Public Health  
Great Masoud Road, Wazir Akbar Khan area,  
Kabul, Afghanistan  
Internet: <http://moph.gov.af>

#### In USA:

The DHS Program  
530 Gaither Road, Suite 500; Rockville, MD 20850 USA  
Telephone: +1-301-407-6500; Fax: +1-301-407-6501  
Email: [info@DHSprogram.com](mailto:info@DHSprogram.com); [www.DHSprogram.com](http://www.DHSprogram.com)

The 2015 Afghanistan Demographic and Health Survey (2015 AfDHS) was implemented by the Central Statistics Organization and the Ministry of Public Health from June 15, 2015 to February 23, 2016. The funding for the AfDHS was provided by the United States Agency for International Development (USAID). ICF provided technical assistance through The DHS Program, a USAID-funded project providing support and technical assistance in the implementation of population and health surveys in countries worldwide.

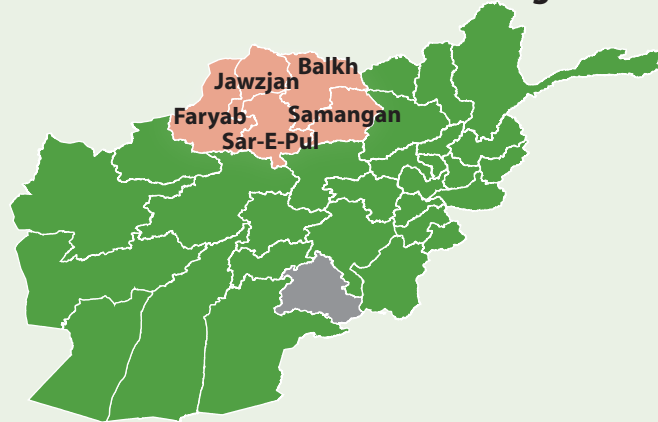
*\*Provincial estimates should be interpreted carefully taking into account the relative standard errors and the confidence intervals around the particular indicator. This is even more so with indicators at the subsample level, given that the total number of cases would be smaller. This is true for any survey.*



# 2015 Afghanistan Demographic and Health Survey (AfDHS)

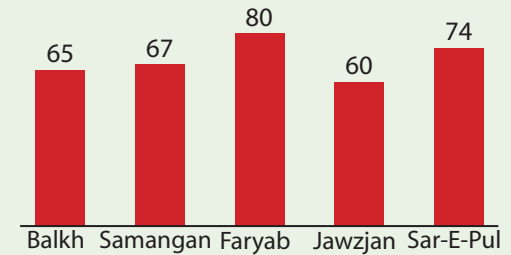
The 2015 Afghanistan Demographic and Health Survey (AfDHS) provides data for monitoring the health situation of the population in Afghanistan. The survey is based on a nationally representative sample. It provides estimates at the national and provincial levels, as well as for urban and rural areas.\* Estimates for Zabul are not presented separately due to sample coverage issues; however, they are included in the total national estimates.

## Provinces of the Northern Region



## Under-5 Mortality\* by Province

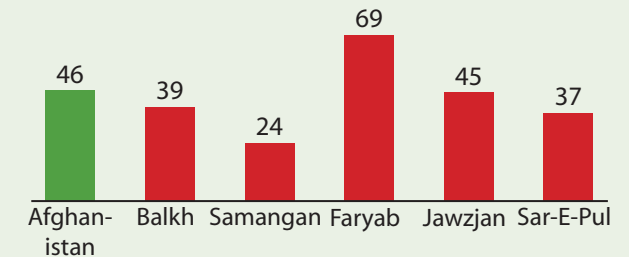
Deaths per 1,000 live births for the ten-year period before the survey



\*These mortality estimates should be used with caution. They appear to be lower than expected, given findings of other data sources from Afghanistan, as well as expert knowledge of the relationship of neonatal deaths to infant deaths. Neonatal death in particular appears to be under-reported.

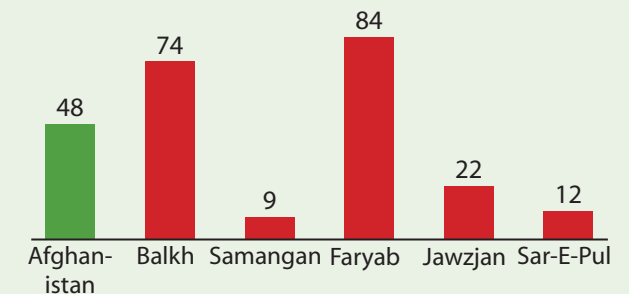
## Basic Vaccination Coverage by Province

Percent of children age 12-23 months who received all basic vaccinations



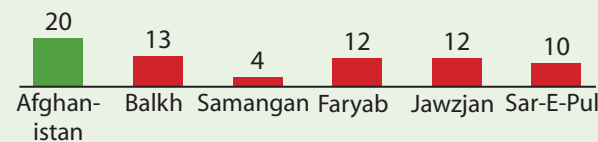
## Vitamin A Supplementation by Province

Percent of children age 6-59 months who received a vitamin A supplement in the last 6 months



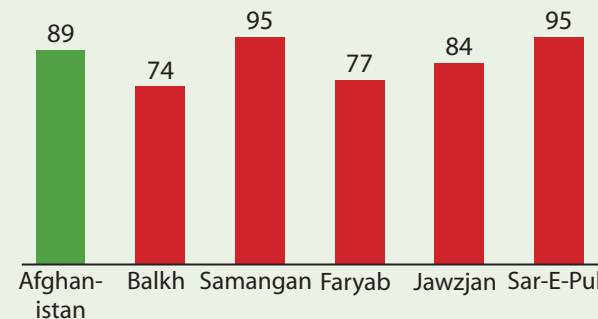
## Use of Modern Methods by Province

Percent of currently married women age 15-49 using a modern method of family planning




## Problems Accessing Health Care by Province

Percent of ever-married women who report at least one problem accessing health care



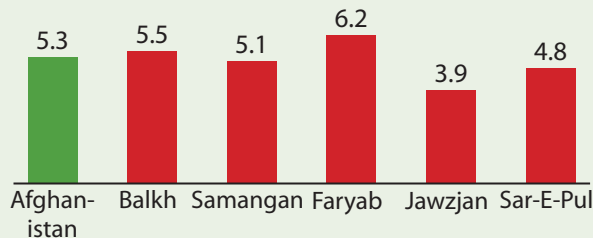
## Women's Literacy by Province

Percent of ever-married women age 15-49 who are literate



## Total Fertility Rate by Province

Births per woman for the three-year period before the survey



| 2015 AfDHS National Sample | Number interviewed | Response rate |
|----------------------------|--------------------|---------------|
| Households                 | 24,395             | 98%           |
| Ever-Married Women 15-49   | 29,461             | 97%           |
| Ever-Married Men 15-49     | 10,760             | 91%           |



# 2015 Demographic and Health Survey

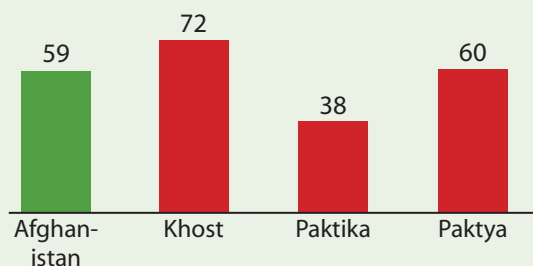
## South Eastern Region Fact Sheet



# Afghanistan

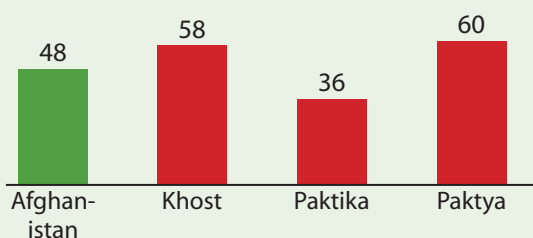
### Antenatal Care from a Skilled Provider by Province

Percent of ever-married women age 15-49 with a birth in the last five years who received antenatal care from a doctor, nurse, midwife, or auxiliary nurse/midwife



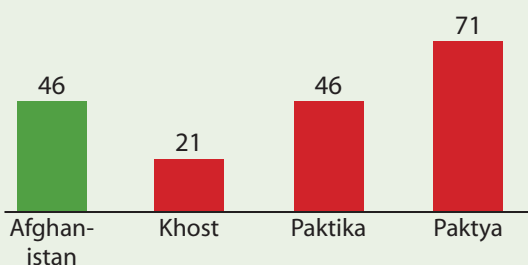
### Delivery in a Health Facility by Province

Percent of births in the last five years that were delivered in a health facility



### Recent Physical Violence by Province

Percent of ever-married women who experienced physical violence in the 12 months before the survey



For additional information on the results of the 2015 Afghanistan Demographic and Health Survey, please contact:

#### In Afghanistan:

Central Statistics Organization  
Ansari Watt, Kabul, Afghanistan  
Telephone: (+93) 0202104338;  
Internet: <http://cso.gov.af>

Ministry of Public Health  
Great Masoud Road, Wazir Akbar Khan area,  
Kabul, Afghanistan  
Internet: <http://moph.gov.af>

#### In USA:

The DHS Program  
530 Gaither Road, Suite 500; Rockville, MD 20850 USA  
Telephone: +1-301-407-6500; Fax: +1-301-407-6501  
Email: [info@DHSprogram.com](mailto:info@DHSprogram.com); [www.DHSprogram.com](http://www.DHSprogram.com)

The 2015 Afghanistan Demographic and Health Survey (2015 AfDHS) was implemented by the Central Statistics Organization and the Ministry of Public Health from June 15, 2015 to February 23, 2016. The funding for the AfDHS was provided by the United States Agency for International Development (USAID). ICF provided technical assistance through The DHS Program, a USAID-funded project providing support and technical assistance in the implementation of population and health surveys in countries worldwide.

*\*Provincial estimates should be interpreted carefully taking into account the relative standard errors and the confidence intervals around the particular indicator. This is even more so with indicators at the subsample level, given that the total number of cases would be smaller. This is true for any survey.*





# 2015 Afghanistan Demographic and Health Survey (AfDHS)

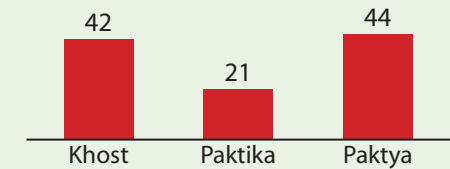
The 2015 Afghanistan Demographic and Health Survey (AfDHS) provides data for monitoring the health situation of the population in Afghanistan. The survey is based on a nationally representative sample. It provides estimates at the national and provincial levels, as well as for urban and rural areas.\* Estimates for Zabul are not presented separately due to sample coverage issues; however, they are included in the total national estimates.

## Provinces of the South Eastern Region



## Under-5 Mortality\* by Province

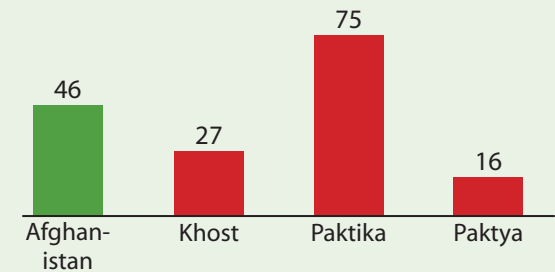
Deaths per 1,000 live births for the ten-year period before the survey



\*These mortality estimates should be used with caution. They appear to be lower than expected, given findings of other data sources from Afghanistan, as well as expert knowledge of the relationship of neonatal deaths to infant deaths. Neonatal death in particular appears to be under-reported.

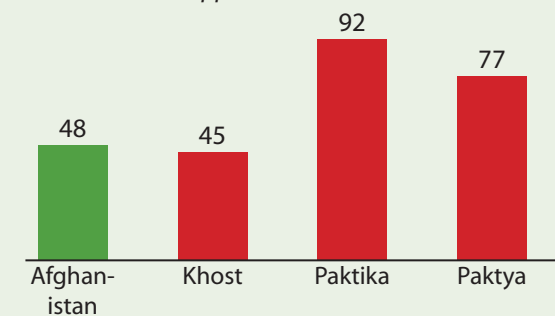
## Basic Vaccination Coverage by Province

Percent of children age 12-23 months who received all basic vaccinations



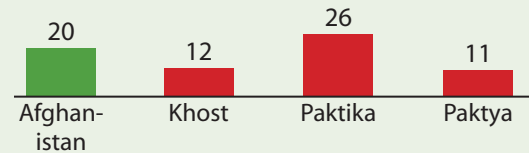
## Vitamin A Supplementation by Province

Percent of children age 6-59 months who received a vitamin A supplement in the last 6 months



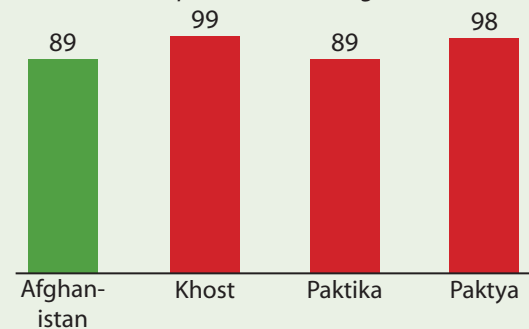
## Use of Modern Methods by Province

Percent of currently married women age 15-49 using a modern method of family planning



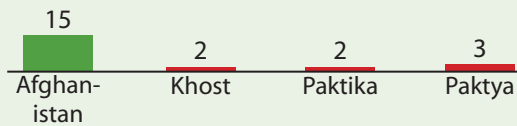
## Problems Accessing Health Care by Province

Percent of ever-married women who report at least one problem accessing health care



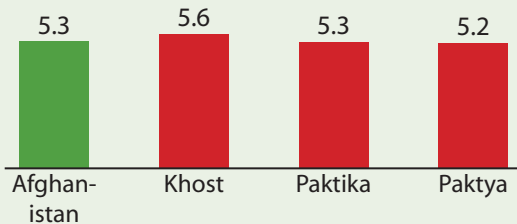
## Women's Literacy by Province

Percent of ever-married women age 15-49 who are literate



## Total Fertility Rate by Province

Births per woman for the three-year period before the survey



| 2015 AfDHS National Sample | Number interviewed | Response rate |
|----------------------------|--------------------|---------------|
| Households                 | 24,395             | 98%           |
| Ever-Married Women 15-49   | 29,461             | 97%           |
| Ever-Married Men 15-49     | 10,760             | 91%           |



# 2015 Demographic and Health Survey

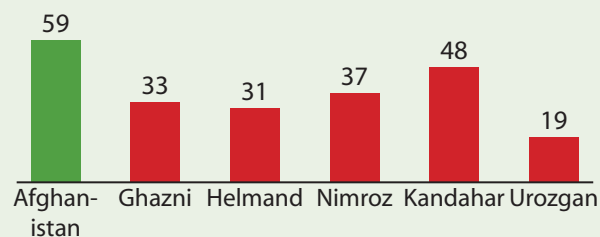
## Southern Region Fact Sheet



# Afghanistan

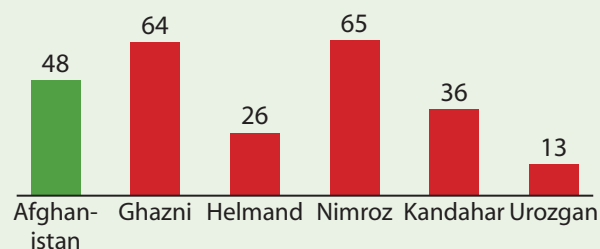
### Antenatal Care from a Skilled Provider by Province

Percent of ever-married women age 15-49 with a birth in the last five years who received antenatal care from a doctor, nurse, midwife, or auxiliary nurse/midwife



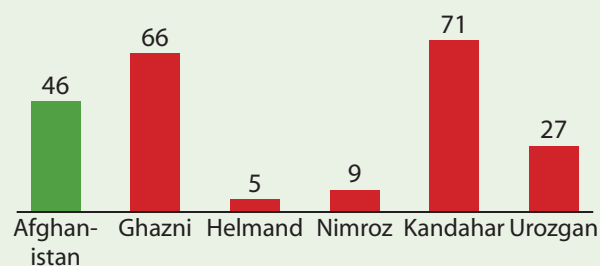
### Delivery in a Health Facility by Province

Percent of births in the last five years that were delivered in a health facility



### Recent Physical Violence by Province

Percent of ever-married women who experienced physical violence in the 12 months before the survey



For additional information on the results of the 2015 Afghanistan Demographic and Health Survey, please contact:

#### In Afghanistan:

Central Statistics Organization  
Ansari Watt, Kabul, Afghanistan  
Telephone: (+93) 0202104338;  
Internet: <http://cso.gov.af>

#### Ministry of Public Health

Great Masoud Road, Wazir Akbar Khan area,  
Kabul, Afghanistan  
Internet: <http://moph.gov.af>

#### In USA:

The DHS Program  
530 Gaither Road, Suite 500; Rockville, MD 20850 USA  
Telephone: +1-301-407-6500; Fax: +1-301-407-6501  
Email: [info@DHSprogram.com](mailto:info@DHSprogram.com); [www.DHSprogram.com](http://www.DHSprogram.com)

The 2015 Afghanistan Demographic and Health Survey (2015 AfDHS) was implemented by the Central Statistics Organization and the Ministry of Public Health from June 15, 2015 to February 23, 2016. The funding for the AfDHS was provided by the United States Agency for International Development (USAID). ICF provided technical assistance through The DHS Program, a USAID-funded project providing support and technical assistance in the implementation of population and health surveys in countries worldwide.

*\*Provincial estimates should be interpreted carefully taking into account the relative standard errors and the confidence intervals around the particular indicator. This is even more so with indicators at the subsample level, given that the total number of cases would be smaller. This is true for any survey.*



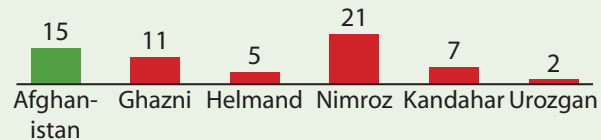
# 2015 Afghanistan Demographic and Health Survey (AfDHS)

The 2015 Afghanistan Demographic and Health Survey (AfDHS) provides data for monitoring the health situation of the population in Afghanistan. The survey is based on a nationally representative sample. It provides estimates at the national and provincial levels, as well as for urban and rural areas.\* Estimates for Zabul are not presented separately due to sample coverage issues; however, they are included in the total national estimates.

| 2015 AfDHS National Sample | Number interviewed | Response rate |
|----------------------------|--------------------|---------------|
| Households                 | 24,395             | 98%           |
| Ever-Married Women 15-49   | 29,461             | 97%           |
| Ever-Married Men 15-49     | 10,760             | 91%           |

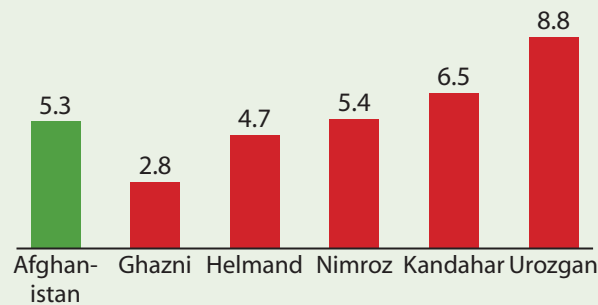
## Women's Literacy by Province

Percent of ever-married women age 15-49 who are literate

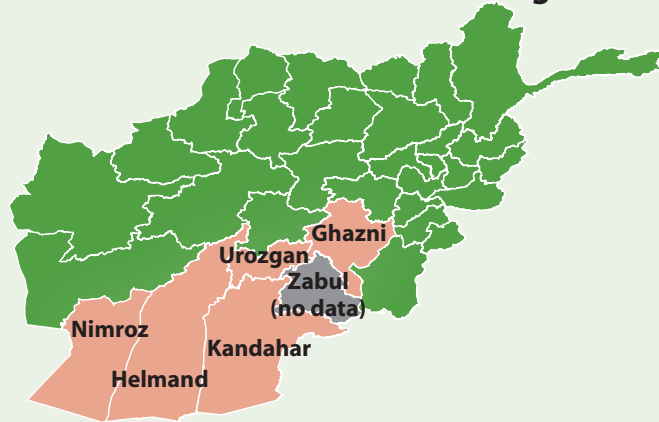


## Total Fertility Rate by Province

Births per woman for the three-year period before the survey

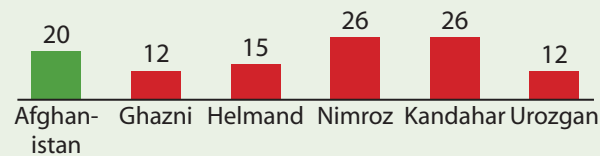


## Provinces of the Southern Region



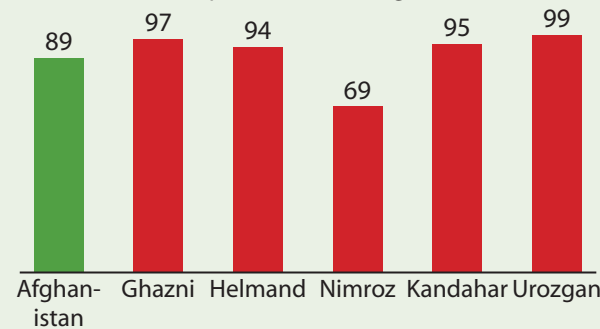
## Use of Modern Methods by Province

Percent of currently married women age 15-49 using a modern method of family planning



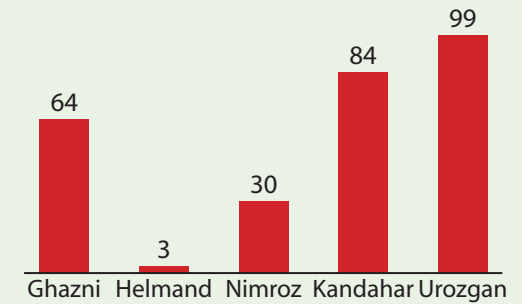
## Problems Accessing Health Care by Province

Percent of ever-married women who report at least one problem accessing health care



## Under-5 Mortality\* by Province

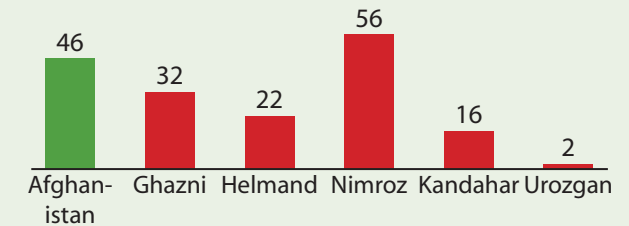
Deaths per 1,000 live births for the ten-year period before the survey



\*These mortality estimates should be used with caution. They appear to be lower than expected, given findings of other data sources from Afghanistan, as well as expert knowledge of the relationship of neonatal deaths to infant deaths. Neonatal death in particular appears to be under-reported.

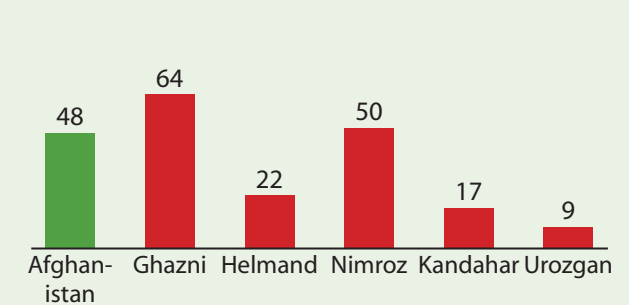
## Basic Vaccination Coverage by Province

Percent of children age 12-23 months who received all basic vaccinations



## Vitamin A Supplementation by Province

Percent of children age 6-59 months who received a vitamin A supplement in the last 6 months







# 2015 Demographic and Health Survey

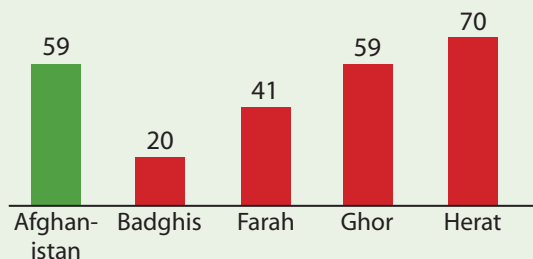
## Western Region Fact Sheet



# Afghanistan

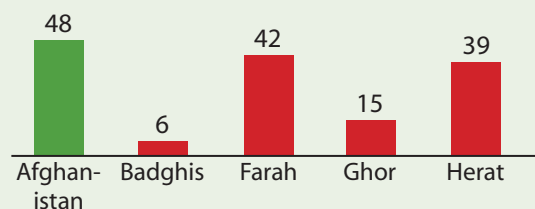
### Antenatal Care from a Skilled Provider by Province

Percent of ever-married women age 15-49 with a birth in the last five years who received antenatal care from a doctor, nurse, midwife, or auxiliary nurse/midwife



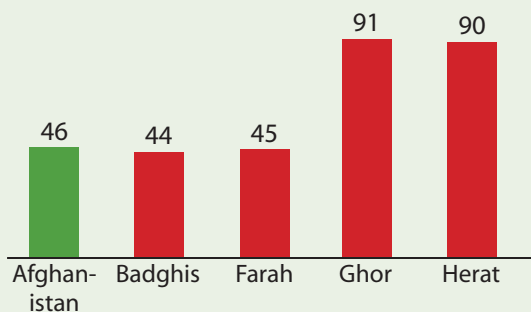
### Delivery in a Health Facility by Province

Percent of births in the last five years that were delivered in a health facility



### Recent Physical Violence by Province

Percent of ever-married women who experienced physical violence in the 12 months before the survey



For additional information on the results of the 2015 Afghanistan Demographic and Health Survey, please contact:

#### In Afghanistan:

Central Statistics Organization  
Ansari Watt, Kabul, Afghanistan  
Telephone: (+93) 0202104338;  
Internet: <http://cso.gov.af>

#### Ministry of Public Health

Great Masoud Road, Wazir Akbar Khan area,  
Kabul, Afghanistan  
Internet: <http://moph.gov.af>

#### In USA:

The DHS Program  
530 Gaither Road, Suite 500; Rockville, MD 20850 USA  
Telephone: +1-301-407-6500; Fax: +1-301-407-6501  
Email: [info@DHSprogram.com](mailto:info@DHSprogram.com); [www.DHSprogram.com](http://www.DHSprogram.com)

The 2015 Afghanistan Demographic and Health Survey (2015 AfDHS) was implemented by the Central Statistics Organization and the Ministry of Public Health from June 15, 2015 to February 23, 2016. The funding for the AfDHS was provided by the United States Agency for International Development (USAID). ICF provided technical assistance through The DHS Program, a USAID-funded project providing support and technical assistance in the implementation of population and health surveys in countries worldwide.

*\*Provincial estimates should be interpreted carefully taking into account the relative standard errors and the confidence intervals around the particular indicator. This is even more so with indicators at the subsample level, given that the total number of cases would be smaller. This is true for any survey.*



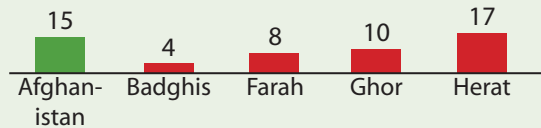
# 2015 Afghanistan Demographic and Health Survey (AfDHS)

The 2015 Afghanistan Demographic and Health Survey (AfDHS) provides data for monitoring the health situation of the population in Afghanistan. The survey is based on a nationally representative sample. It provides estimates at the national and provincial levels, as well as for urban and rural areas.\* Estimates for Zabul are not presented separately due to sample coverage issues; however, they are included in the total national estimates.

| 2015 AfDHS National Sample | Number interviewed | Response rate |
|----------------------------|--------------------|---------------|
| Households                 | 24,395             | 98%           |
| Ever-Married Women 15-49   | 29,461             | 97%           |
| Ever-Married Men 15-49     | 10,760             | 91%           |

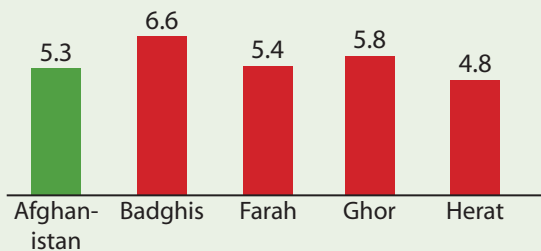
## Women's Literacy by Province

Percent of ever-married women age 15-49 who are literate

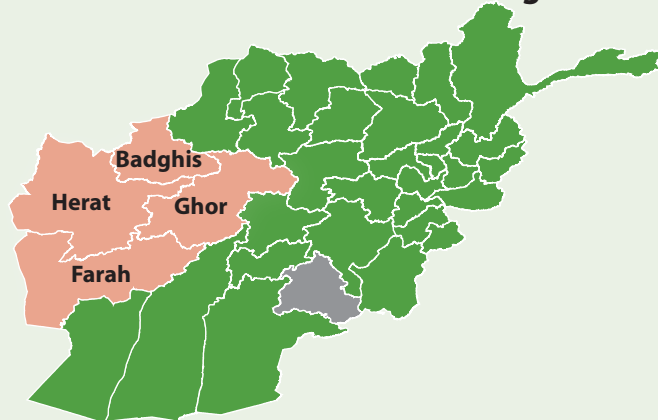


## Total Fertility Rate by Province

Births per woman for the three-year period before the survey

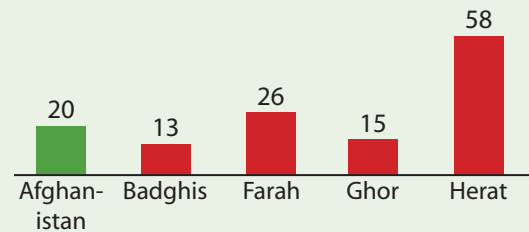


## Provinces of the Western Region



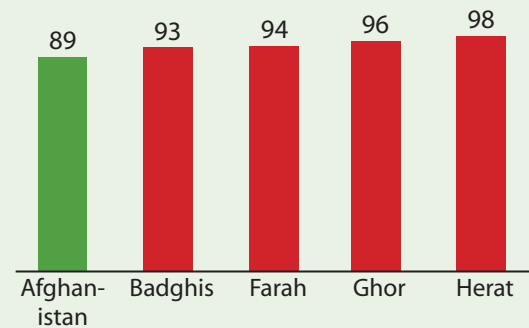
## Use of Modern Methods by Province

Percent of currently married women age 15-49 using a modern method of family planning



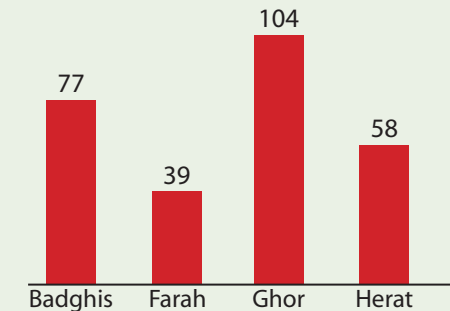
## Problems Accessing Health Care by Province

Percent of ever-married women who report at least one problem accessing health care



## Under-5 Mortality\* by Province

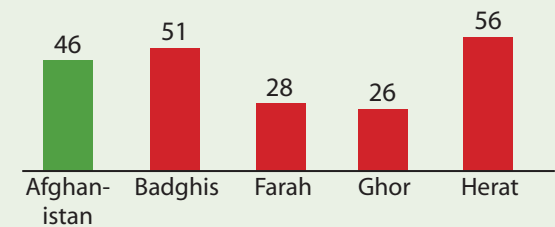
Deaths per 1,000 live births for the ten-year period before the survey



\*These mortality estimates should be used with caution. They appear to be lower than expected, given findings of other data sources from Afghanistan, as well as expert knowledge of the relationship of neonatal deaths to infant deaths. Neonatal death in particular appears to be under-reported.

## Basic Vaccination Coverage by Province

Percent of children age 12-23 months who received all basic vaccinations



## Vitamin A Supplementation by Province

Percent of children age 6-59 months who received a vitamin A supplement in the last 6 months

