



2015 Demographic and Health Survey

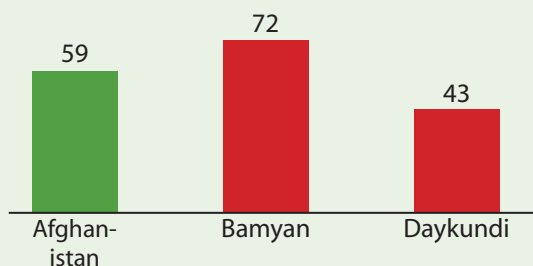
Central Highland Region Fact Sheet



Afghanistan

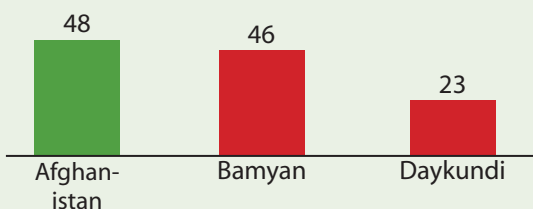
Antenatal Care from a Skilled Provider by Province

Percent of ever-married women age 15-49 with a birth in the last five years who received antenatal care from a doctor, nurse, midwife, or auxiliary nurse/midwife



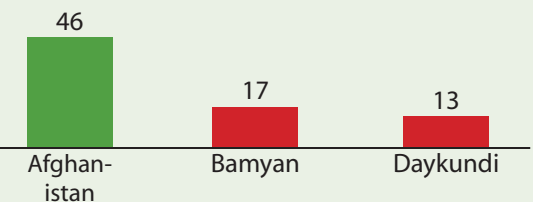
Delivery in a Health Facility by Province

Percent of births in the last five years that were delivered in a health facility



Recent Physical Violence by Province

Percent of ever-married women who experienced physical violence in the 12 months before the survey



For additional information on the results of the 2015 Afghanistan Demographic and Health Survey, please contact:

In Afghanistan:

Central Statistics Organization
Ansari Watt, Kabul, Afghanistan
Telephone: (+93) 0202104338;
Internet: <http://cso.gov.af>

Ministry of Public Health
Great Masoud Road, Wazir Akbar Khan area,
Kabul, Afghanistan
Internet: <http://moph.gov.af>

In USA:

The DHS Program
530 Gaither Road, Suite 500; Rockville, MD 20850 USA
Telephone: +1-301-407-6500; Fax: +1-301-407-6501
Email: info@DHSprogram.com; www.DHSprogram.com

The 2015 Afghanistan Demographic and Health Survey (2015 AfDHS) was implemented by the Central Statistics Organization and the Ministry of Public Health from June 15, 2015 to February 23, 2016. The funding for the AfDHS was provided by the United States Agency for International Development (USAID). ICF provided technical assistance through The DHS Program, a USAID-funded project providing support and technical assistance in the implementation of population and health surveys in countries worldwide.

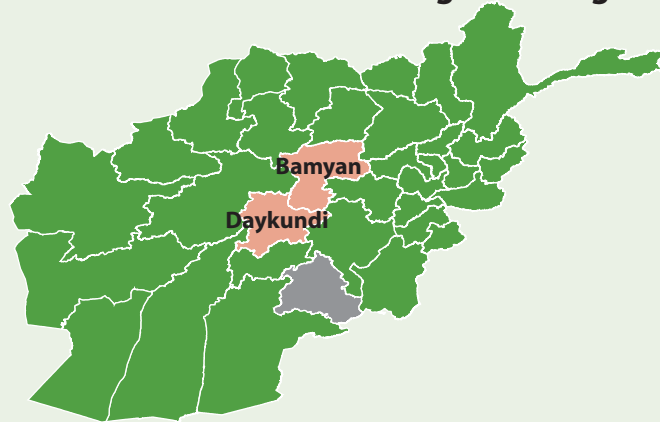
**Provincial estimates should be interpreted carefully taking into account the relative standard errors and the confidence intervals around the particular indicator. This is even more so with indicators at the subsample level, given that the total number of cases would be smaller. This is true for any survey.*



2015 Afghanistan Demographic and Health Survey (AfDHS)

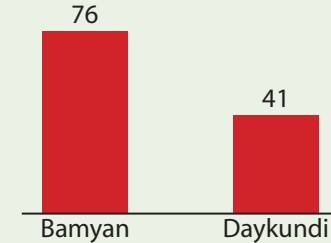
The 2015 Afghanistan Demographic and Health Survey (AfDHS) provides data for monitoring the health situation of the population in Afghanistan. The survey is based on a nationally representative sample. It provides estimates at the national and provincial levels, as well as for urban and rural areas.* Estimates for Zabul are not presented separately due to sample coverage issues; however, they are included in the total national estimates.

Provinces of the Central Highland Region



Under-5 Mortality* by Province

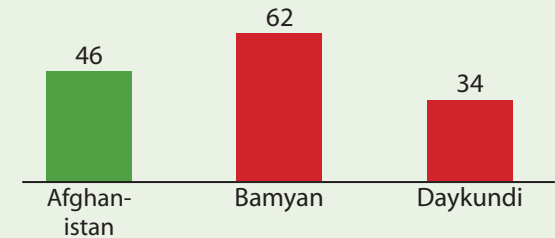
Deaths per 1,000 live births for the ten-year period before the survey



*These mortality estimates should be used with caution. They appear to be lower than expected, given findings of other data sources from Afghanistan, as well as expert knowledge of the relationship of neonatal deaths to infant deaths. Neonatal death in particular appears to be under-reported.

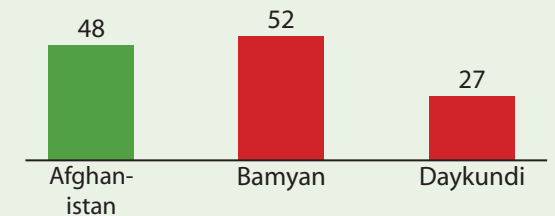
Basic Vaccination Coverage by Province

Percent of children age 12-23 months who received all basic vaccinations




Vitamin A Supplementation by Province

Percent of children age 6-59 months who received a vitamin A supplement in the last 6 months



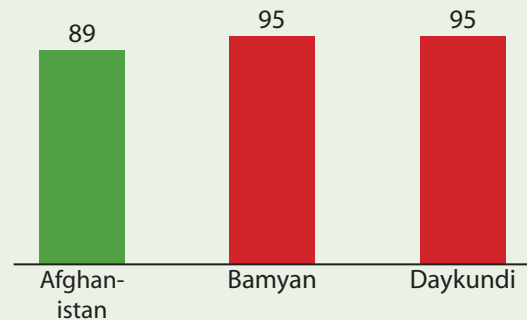
Use of Modern Methods by Province

Percent of currently married women age 15-49 using a modern method of family planning



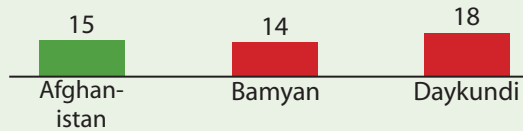
Problems Accessing Health Care by Province

Percent of ever-married women who report at least one problem accessing health care



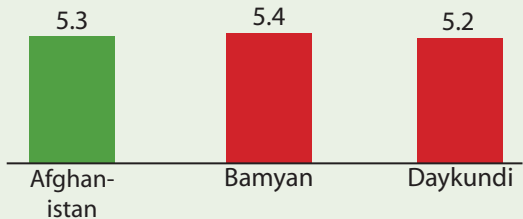
Women's Literacy by Province

Percent of ever-married women age 15-49 who are literate



Total Fertility Rate by Province

Births per woman for the three-year period before the survey



2015 AfDHS National Sample	Number interviewed	Response rate
Households	24,395	98%
Ever-Married Women 15-49	29,461	97%
Ever-Married Men 15-49	10,760	91%