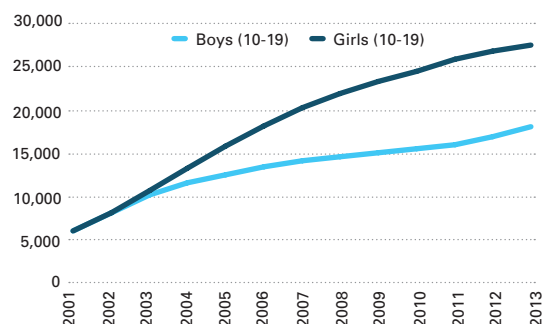


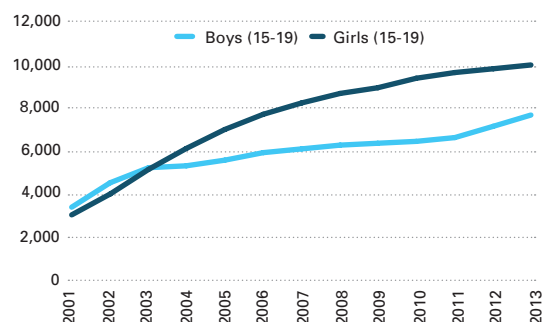
# INDONESIA

## ADOLESCENT HIV TRENDS

Adolescents (aged 10-19) living with HIV, 2001-2013<sup>4</sup>

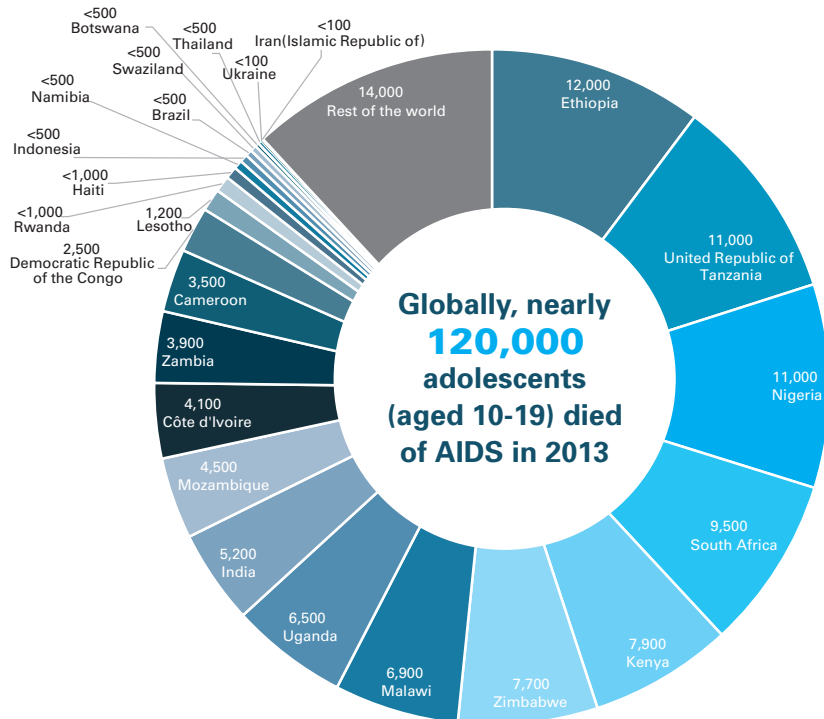


Adolescents (aged 15-19) newly infected with HIV, 2001-2013<sup>4</sup>



## DISTRIBUTION OF ADOLESCENT AIDS-RELATED DEATHS

Estimated AIDS-related deaths among adolescents (aged 10-19), globally, 2013<sup>4</sup>



## BACKGROUND CHARACTERISTICS

	Indicator	Value
Demography	Estimated total population (all ages), 2013	249,866,000 <sup>1</sup>
	Estimated adolescent population (ages 10-19), 2013	45,091,000 <sup>1</sup>
	% of total population that is adolescents (aged 10-19), 2013	18% <sup>1</sup>
	Estimated number of live births, 2013	4,648,000 <sup>1</sup>
	Adolescent pregnancy rate, per 1,000 women (aged 10-19), 2009	47 <sup>2</sup>
Epidemiology	HIV prevalence among older adolescent boys (aged 15-19), –	– <sup>3</sup>
	HIV prevalence among older adolescent girls (aged 15-19), –	– <sup>3</sup>
	Estimated number of adolescents (aged 10-19) living with HIV, 2013	46,000 [30,000 – 69,000] <sup>4</sup>
	Adolescent boys (aged 10-19) living with HIV, 2013	18,000 [12,000 – 27,000] <sup>4</sup>
	Adolescent girls (aged 10-19) living with HIV, 2013	28,000 [18,000 – 42,000] <sup>4</sup>
	Estimated adolescents (aged 15-19) newly infected with HIV, 2013	18,000 [9,400 – 31,000] <sup>4</sup>
	Adolescent boys (aged 15-19) newly infected with HIV, 2013	7,700 [4,100 – 13,000] <sup>4</sup>
	Adolescent girls (aged 15-19) newly infected with HIV, 2013	10,000 [5,300 – 17,000] <sup>4</sup>
Percentage of new adolescent HIV infections among girls, 2013	57% <sup>4</sup>	
	Estimated AIDS deaths among adolescents (aged 10-19), 2013	<500 [<500 – <1,000] <sup>4</sup>
Policy	Age of consent for HIV testing	◇ <sup>5</sup>

## HIV TREATMENT FOR ADOLESCENTS



## ADOLESCENT KNOWLEDGE, TESTING AND BEHAVIOUR RELATED TO HIV

		Baseline Value	Year
% of adolescents (aged 15-19) with comprehensive, correct knowledge of HIV	Boys	4 <sup>3</sup>	2012
	Girls	9 <sup>3</sup>	2012
% of adolescents (aged 15-19) reporting multiple sexual partners in the last 12 months	Boys	– <sup>3</sup>	–
	Girls	– <sup>3</sup>	–
% of adolescents (aged 15-19) reporting multiple sexual partners who reported condom use at last sex	Boys	– <sup>3</sup>	–
	Girls	– <sup>3</sup>	–
% of adolescents (aged 15-19) who were tested for HIV in the last 12 months and received the results of the last test	Boys	– <sup>3</sup>	–
	Girls	– <sup>3</sup>	–
% of adolescent boys (aged 15-19) who have been circumcised	Boys	– <sup>3</sup>	–
% of adolescent girls (aged 15-19) who have ever experienced sexual violence	Girls	– <sup>8</sup>	–
% of young women (aged 20-24) married or in union by age 18	Girls	17 <sup>2</sup>	2012

## ADOLESCENT KEY POPULATIONS

		Baseline Value	Year
Adolescents girls (aged 10-19) sexually exploited	HIV prevalence (%)	–	–
	Tested for HIV	–	–
	Reached by prevention programmes	–	–
	Used a condom at last sex	–	–
Adolescent boys (aged 10-19) who have sex with men	HIV prevalence (%)	–	–
	Tested for HIV	–	–
	Reached by prevention programmes	–	–
	Used a condom at last sex	–	–
Adolescent boys (aged 10-19) who inject drugs	HIV prevalence (%)	–	–
	Tested for HIV	–	–
	Used a condom at last sex	–	–
	Used sterile injecting equipment at last use	–	–

## DATA SOURCES AND NOTES

- United Nations Population Division (UNPD), 2014 World Population Projections, September 2014.
  - United Nations Children's Fund (UNICEF), State of the World's Children 2014 Statistical Tables, November 2014.
  - UNICEF, global databases based on DHS, MICS, AIS and other nationally representative household surveys, October 2014.
  - Joint United Nations Programme on HIV/AIDS (UNAIDS) HIV estimates, 2013.
  - Provided in consultation with national colleagues.
  - UNAIDS, UNICEF, World Health Organization (WHO), Global AIDS Response Progress Reporting; and UNAIDS, 2013 HIV and AIDS unpublished estimates, July 2014.
  - Data sources may vary - including special studies and cross-sectional analyses.
  - UNICEF, *Hidden in Plain Sight: A statistical analysis of violence against children*, September 2014.
- Data not available  
◇ Information pending