

AIDS

BY

**AIDS BY
THE NUMBERS**

—

UNAIDS | 2016

THE

NUMBERS

**ENDING THE AIDS
EPIDEMIC BY 2030 AS
PART OF THE
SUSTAINABLE
DEVELOPMENT GOALS**

Fast-Track Targets



By 2020

Fewer than

500 000

new infections

By 2030

Fewer than

200 000

new infections

Fewer than

500 000

AIDS-related deaths

Fewer than

200 000

AIDS-related deaths

ZERO

discrimination

ZERO

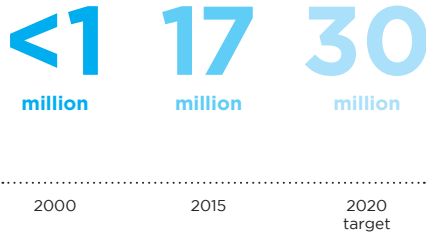
discrimination

From Durban to Durban and beyond

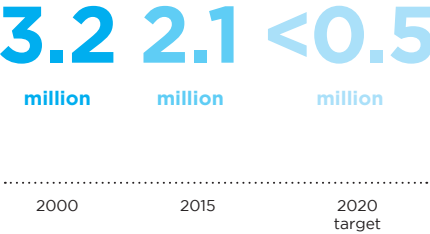
Sixteen years of progress since the International AIDS Conference was last held in Durban. Millions of lives saved. But to end the AIDS epidemic there are new milestones to reach, barriers to break and frontiers to cross.



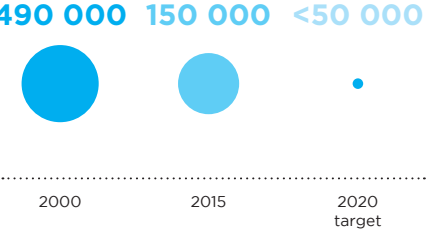
People living with HIV on antiretroviral therapy



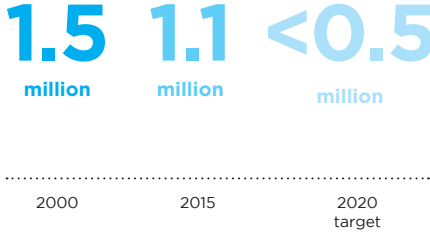
New HIV infections



New HIV infections among children

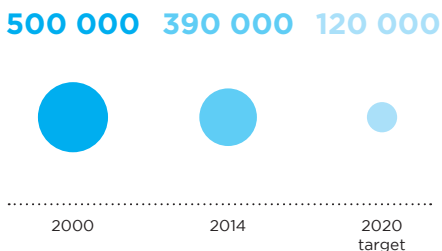


AIDS-related deaths

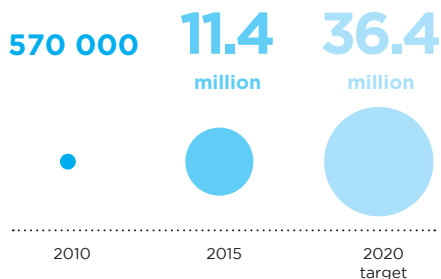


From Durban to Durban and beyond

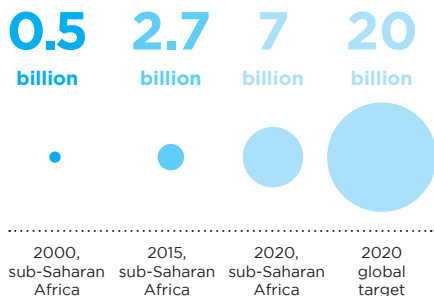
Tuberculosis-related AIDS deaths



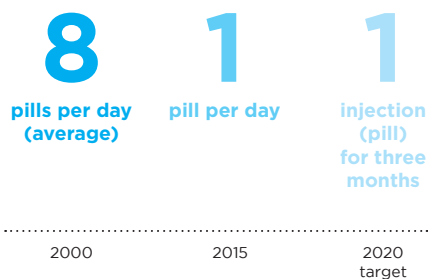
Total voluntary medical male circumcisions (14 priority countries in Africa)



Condoms procured



Number of pills to treat HIV





Cost of antiretroviral medicines per person per year



2000

2015

2020 target

Investments for the AIDS response



2000

2015

2020 target

Countries that criminalize same-sex sexual relationships



2006

2016 June

2030 target

HIV-related travel restrictions



2008

2015

2020 target

July 2016

Core epidemiology slides



Global summary of the AIDS epidemic | 2015

Number of people living with HIV

Total	36.7 million [34.0 million–39.8 million]
Adults	34.9 million [32.4 million–37.9 million]
Women	17.8 million [16.4 million–19.4 million]
Children (<15 years)	1.8 million [1.5 million–2.0 million]

People newly infected with HIV in 2015

Total	2.1 million [1.8 million–2.4 million]
Adults	1.9 million [1.7 million–2.2 million]
Children (<15 years)	150 000 [110 000–190 000]

AIDS-related deaths in 2015

Total	1.1 million [940 000–1.3 million]
Adults	1.0 million [840 000–1.2 million]
Children (<15 years)	110 000 [84 000–130 000]

Global estimates for adults and children | 2015

People living with HIV

36.7 million [34.0 million–39.8 million]

New HIV infections in 2015

2.1 million [1.8 million–2.4 million]

AIDS-related deaths in 2015

1.1 million [940 000–1.3 million]



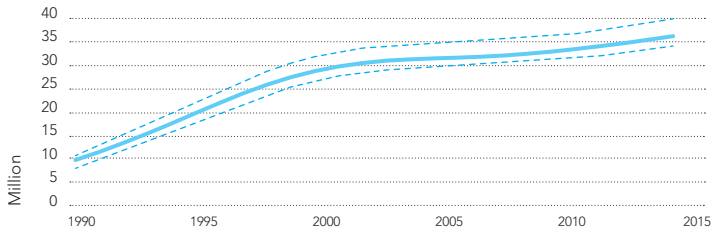
About 5700 new HIV infections (adults and children) a day | 2015

- **About 66% are in sub-Saharan Africa**
- **About 400 are among children under 15 years of age**
- **About 5300 are among adults aged 15 years and older, of whom:**
 - almost 47% are among women
 - about 35% are among young people (15–24)
 - about 20% are among young women (15–24)

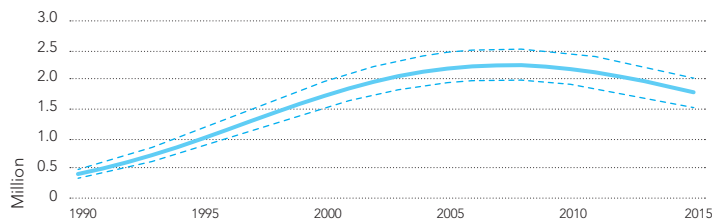
Global estimates for children (<15 years) | 2015

Children living with HIV	1.8 million [1.5 million–2.0 million]
New HIV infections in 2015	150 000 [110 000–190 000]
AIDS-related deaths in 2015	110 000 [84 000–130 000]

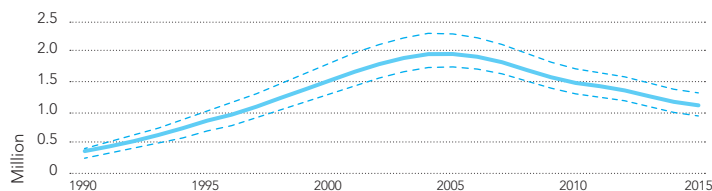
Global HIV trend data in 2015



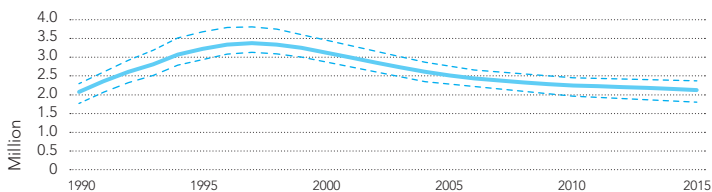
Number of people living with HIV—global



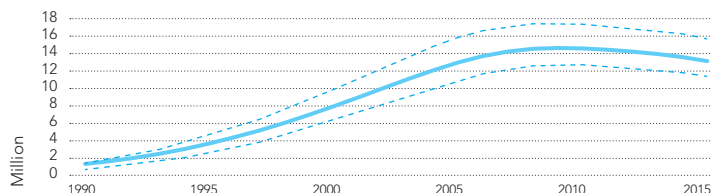
Number of children living with HIV—global



Number of AIDS-related deaths—global



Number of new HIV infections—global



Number of orphans due to AIDS—global

Global HIV data in 2015

	2000	2005	2010	2011	2012	2013	2014	2015
People living with HIV	28.9 million [26.5 million– 31.7 million]	31.8 million [29.4 million– 34.5 million]	33.3 million [30.8 million– 36.1 million]	33.9 million [31.4 million– 36.7 million]	34.5 million [31.9 million– 37.4 million]	35.2 million [32.6 million– 38.1 million]	35.9 million [33.3 million– 38.9 million]	36.7 million [34.0 million– 39.8 million]
New HIV Infections (total)	3.2 million [2.9 million– 3.5 million]	2.5 million [2.3 million– 2.8 million]	2.2 million [2.0 million– 2.5 million]	2.2 million [1.9 million– 2.5 million]	2.2 million [1.9 million– 2.4 million]	2.1 million [1.9 million– 2.4 million]	2.1 million [1.9 million– 2.4 million]	2.1 million [1.8 million– 2.4 million]
New HIV infections (aged 15+)	2.7 million [2.5 million– 3.0 million]	2.1 million [1.9 million– 2.3 million]	1.9 million [1.7 million– 2.1 million]	1.9 million [1.7 million– 2.2 million]	1.9 million [1.7 million– 2.2 million]	1.9 million [1.7 million– 2.2 million]	1.9 million [1.7 million– 2.2 million]	1.9 million [1.7 million– 2.2 million]
New infections (aged 0–14)	490 000 [430 000– 560 000]	450 000 [390 000– 510 000]	290 000 [250 000– 350 000]	270 000 [220 000– 330 000]	230 000 [190 000– 290 000]	200 000 [160 000– 250 000]	160 000 [130 000– 220 000]	150 000 [110 000– 190 000]
AIDS-related deaths	1.5 million [1.3 million– 1.8 million]	2.0 million [1.7 million– 2.3 million]	1.5 million [1.3 million– 1.7 million]	1.4 million [1.2 million– 1.7 million]	1.4 million [1.2 million– 1.6 million]	1.3 million [1.1 million– 1.5 million]	1.2 million [990 000– 1.4 million]	1.1 million [940 000– 1.3 million]
People accessing treatment	770 000	2.2 million	7.5 million	9.1 million	11 million	13 million	15 million	17 million
Total resources available for HIV (low- and middle-income countries)	4.8 billion	9.4 billion	15.9 billion	18.3 billion	19.5 billion	19.6 billion	19.2 billion	19 billion

Regional HIV data in 2015

Region	People living with HIV (total)	New HIV infections			AIDS-related deaths (total)	Total number accessing antiretroviral therapy
		total	Aged 15+	Aged 0–14		
Eastern and southern Africa	19.0 million [17.7 million–20.5 million]	960 000 [830 000–1.1 million]	910 000 [790 000–1.1 million]	56 000 [40 000–76 000]	470 000 [390 000–560 000]	10 million
Latin America and the Caribbean	2.0 million [1.7 million–2.3 million]	100 000 [86 000–120 000]	100 000 [84 000–120 000]	2100 [1600–2900]	50 000 [41 000–59 000]	1.1 million
Western and central Africa	6.5 million [5.3 million–7.8 million]	410 000 [310 000–530 000]	350 000 [270 000–450 000]	66 000 [47 000–87 000]	330 000 [250 000–430 000]	1.8 million
Asia and the Pacific	5.1 million [4.4 million–5.9 million]	300 000 [240 000–380 000]	280 000 [220 000–350 000]	19 000 [16 000–21 000]	180 000 [150 000–220 000]	2.1 million
Eastern Europe and central Asia	1.5 million [1.4 million–1.7 million]	190 000 [170 000–200 000]	190 000 [170 000–200 000]	...*	47 000 [39 000–55 000]	320 000
Middle East and North Africa	230 000 [160 000–330 000]	21 000 [12 000–37 000]	19 000 [11 000–34 000]	2100 [1400–3200]	12 000 [8700–16 000]	38 000
Western and central Europe and North America	2.4 million [2.2 million–2.7 million]	91 000 [89 000–97 000]	91 000 [88 000–96 000]	...*	22 000 [20 000–24 000]	1.4 million

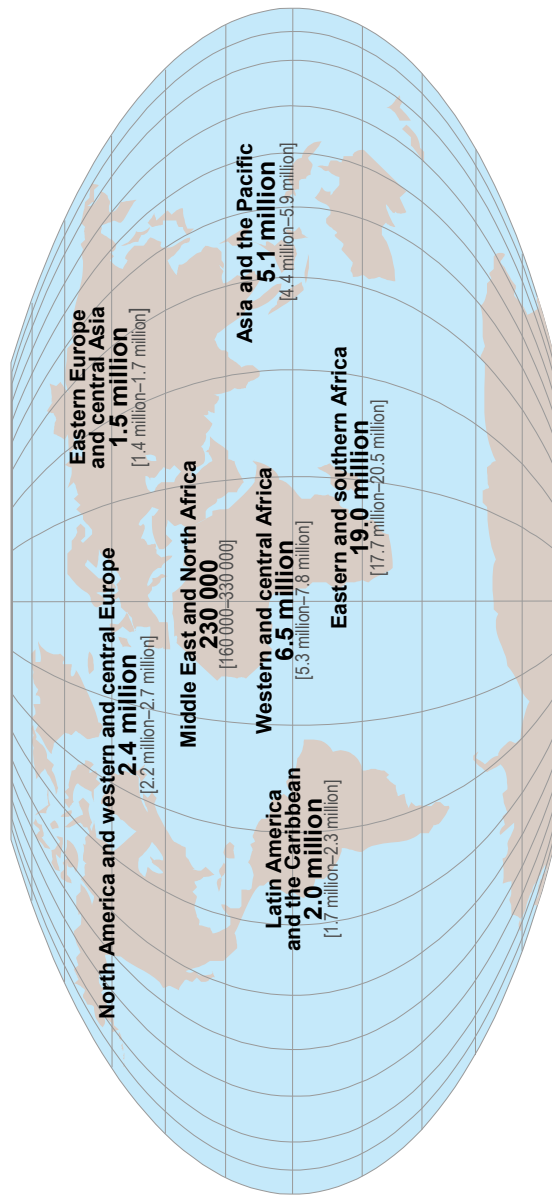
* Estimates were unavailable at the time of publication.

Regional antiretroviral therapy in 2015

	Percentage of adults (aged 15+) living with HIV accessing antiretroviral therapy	Percentage of children (aged 0–14) living with HIV accessing antiretroviral therapy	Percentage of pregnant women accessing antiretroviral medicines to prevent mother-to-child transmission of HIV
Eastern and southern Africa	53% [50–57%]	63% [56–71%]	90% [82–>95%]
Latin America and the Caribbean	55% [47–64%]	64% [54–76%]	88% [77–>95%]
Western and central Africa	29% [24–35%]	20% [16–25%]	48% [40–58%]
Asia and the Pacific	41% [35–47%]	41% [30–37%]	39% [34–44%]
Eastern Europe and central Asia	21% [19–22%]	...*	...*
Middle East and North Africa	16% [12–24%]	20% [16–25%]	12% [9–18%]
Western and central Europe and North America	59% [56–68%]	>95% [92–>95%]	92% [87–>95%]
GLOBAL	46% [43–50%]	49% [42–55%]	77% [69–86%]

* Estimates were unavailable at the time of publication.

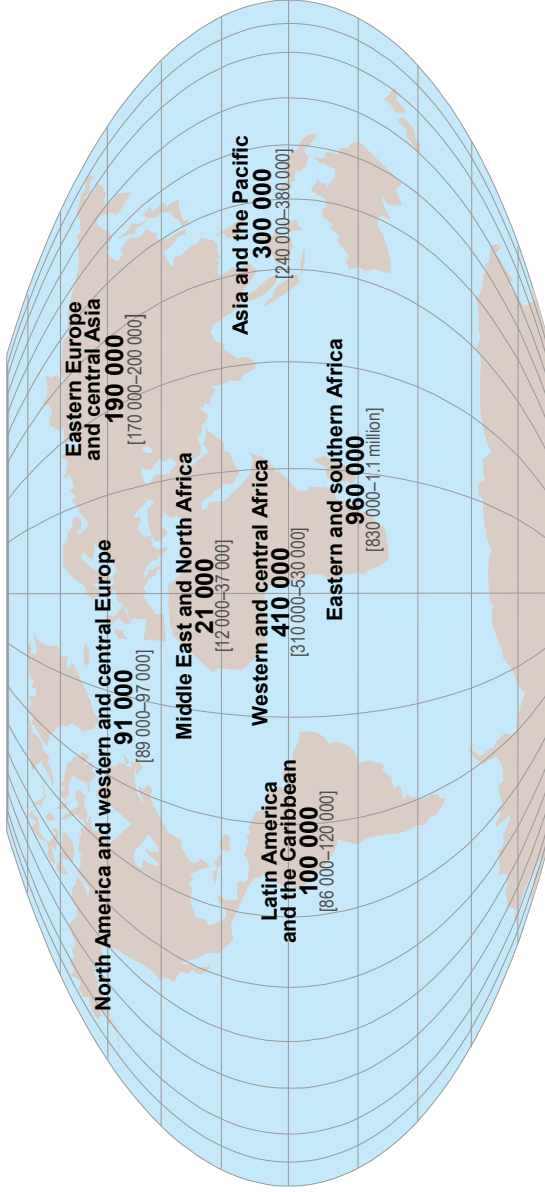
Adults and children estimated to be living with HIV | 2015



Total: 36.7 million [34.0 million–39.8 million]



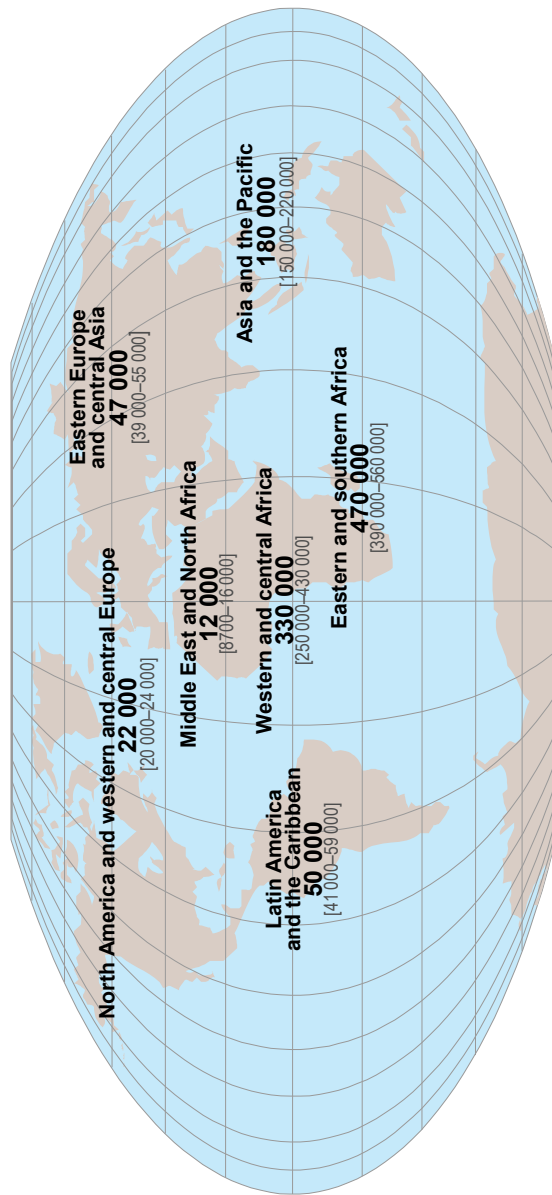
Estimated number of adults and children newly infected with HIV | 2015



Total: 2.1 million [1.8 million–2.4 million]



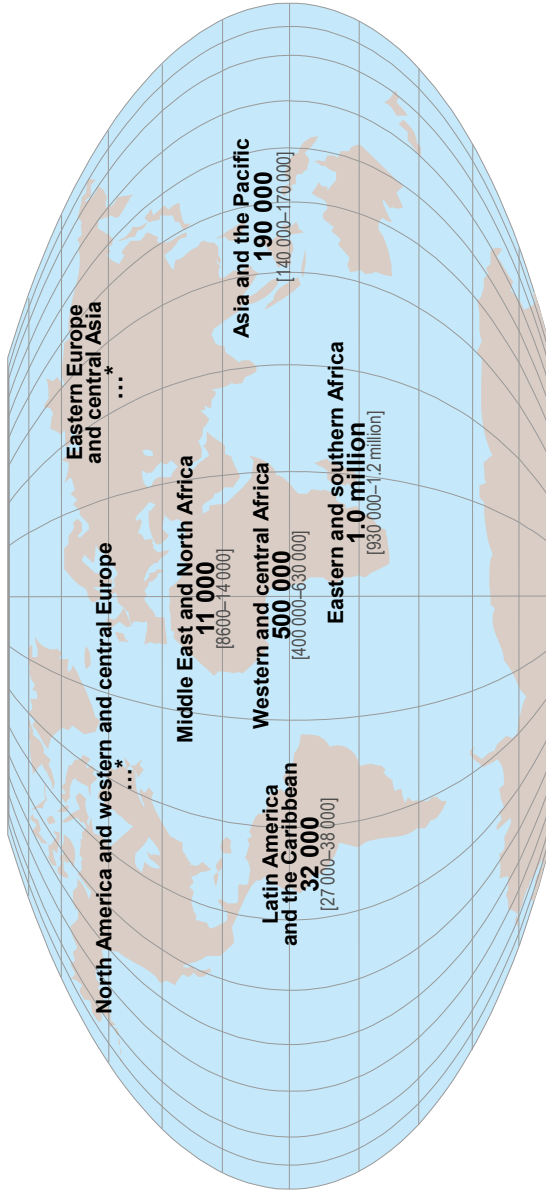
Estimated adult and child deaths from AIDS | 2015



Total: 1.1 million [940 000–1.3 million]



Children (<15 years) estimated to be living with HIV | 2015

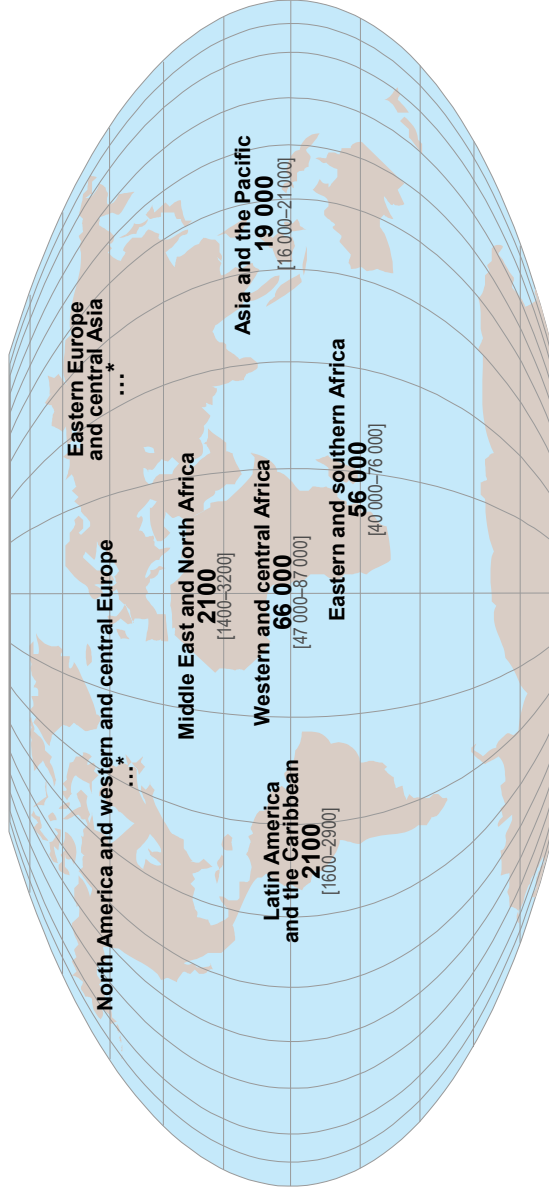


Total: 1.8 million [1.5 million–2.0 million]

* Estimates were unavailable at the time of publication.



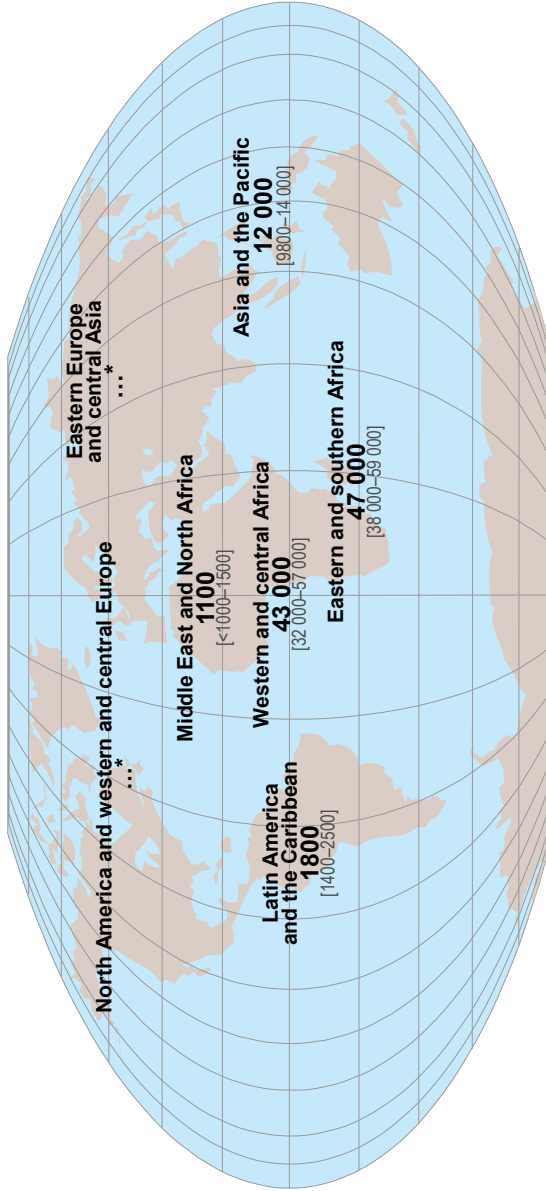
Estimated number of children (<15 years) newly infected with HIV | 2015



Total: 150 000 [110 000–190 000]

* Estimates were unavailable at the time of publication.

Estimated deaths in children (<15 years) from AIDS | 2015

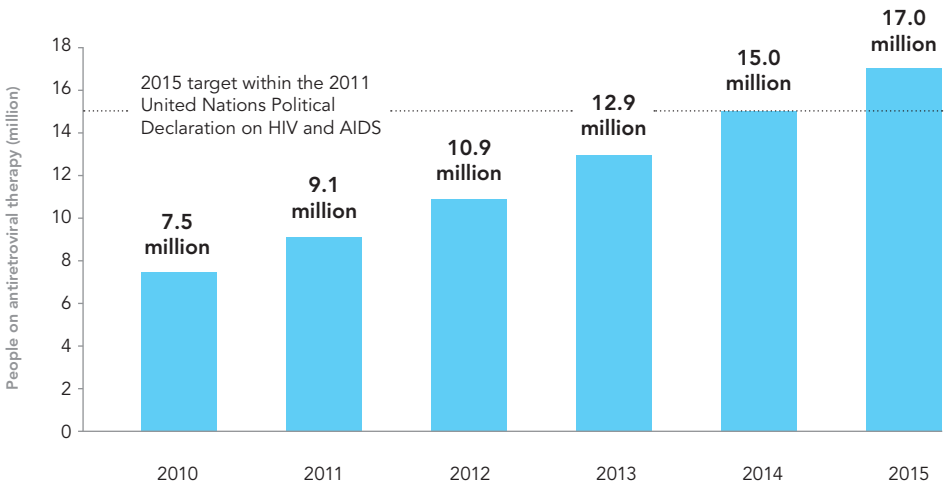


Total: 110 000 [84 000–130 000]

* Estimates were unavailable at the time of publication.

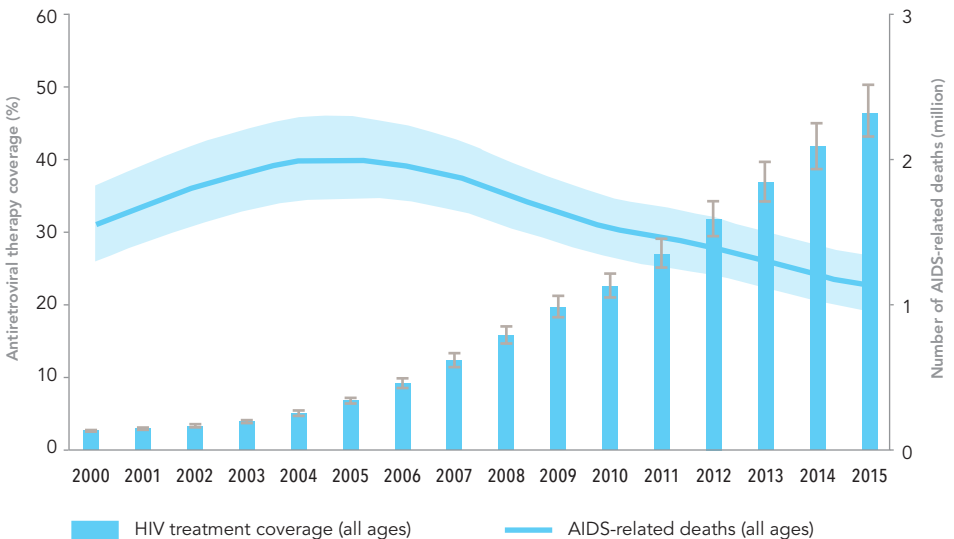


Number of people living with HIV on antiretroviral therapy, global, 2010–2015



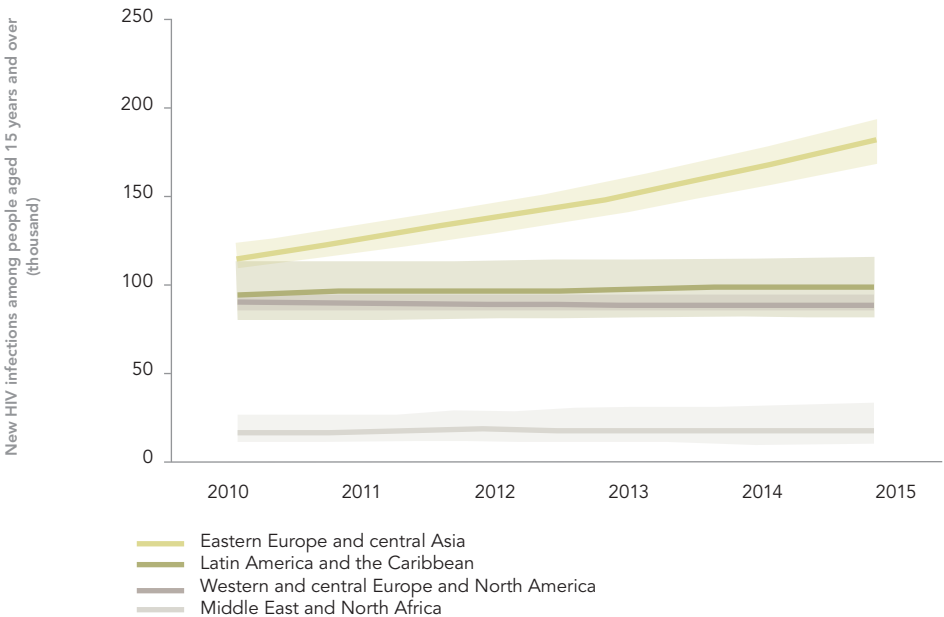
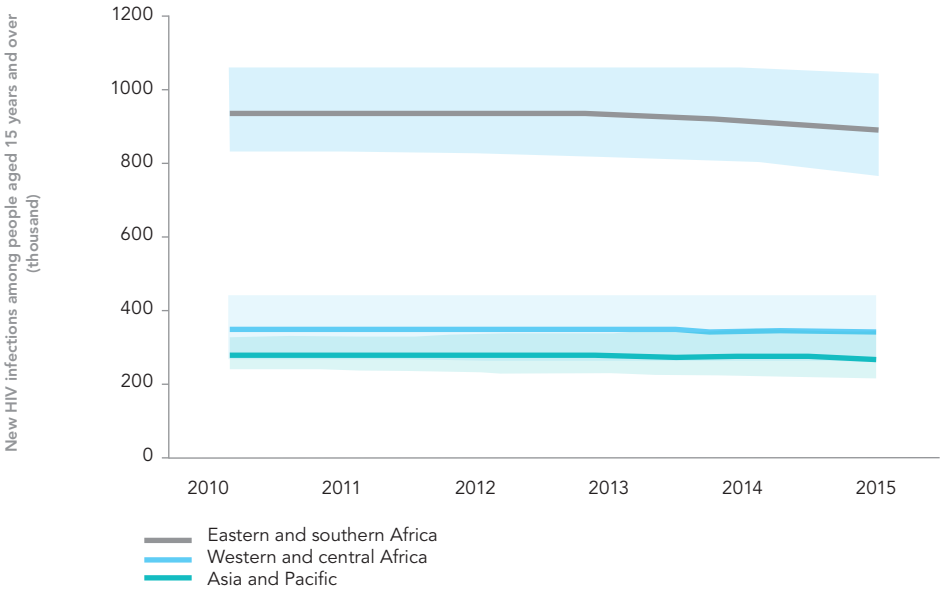
Sources: Global AIDS Response Progress Reporting (GARPR) 2016; UNAIDS 2016 estimates.

Antiretroviral therapy coverage and number of AIDS-related deaths, global, 2000–2015



Sources: GARPR 2016; UNAIDS 2016 estimates.

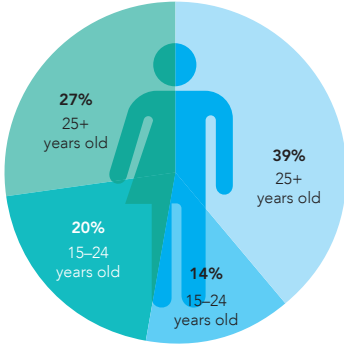
New HIV infections among people aged 15 years and over, by region, 2010–2015



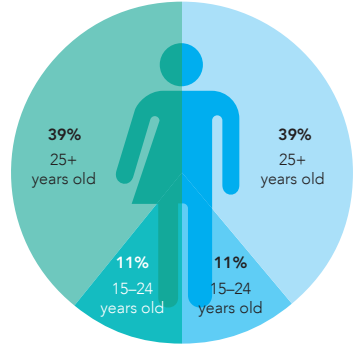
Source: UNAIDS 2016 estimates.

Distribution of new adult HIV infections and population by age and sex, global and in sub-Saharan Africa, 2015

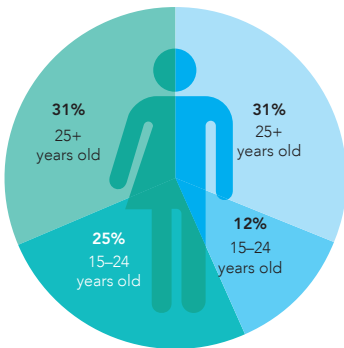
NEW HIV INFECTIONS AMONG ADULTS, BY AGE AND SEX, GLOBAL, 2015



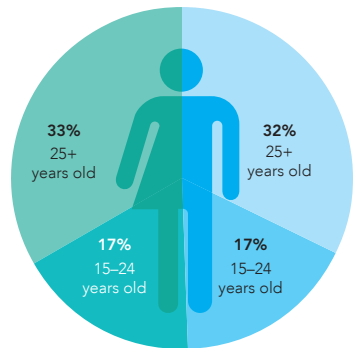
ADULT POPULATION, BY AGE AND SEX, GLOBAL, 2015



NEW HIV INFECTIONS AMONG ADULTS, BY AGE AND SEX, SUB-SAHARAN AFRICA, 2015

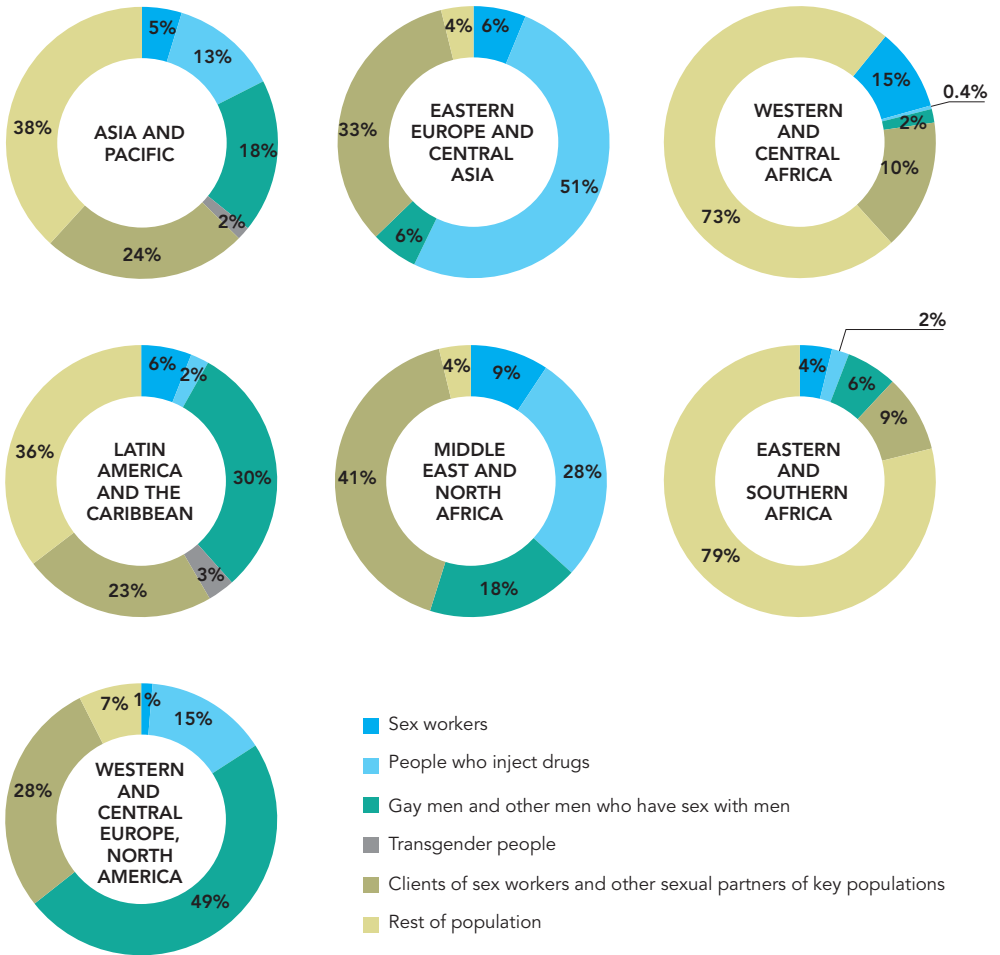


ADULT POPULATION, BY AGE AND SEX, SUB-SAHARAN AFRICA, 2015



Source: UNAIDS 2016 estimates.

Distribution of new HIV infections among population groups, by region, 2014



Source: UNAIDS special analysis, 2016.

Methodological note: Estimated numbers of new HIV infections by key population were compiled from country Spectrum files submitted in 2015 to UNAIDS (2014 data), available modes-of-transmission studies and additional sources of data drawn from GARPR reports. Where data were lacking, regional medians were calculated from available data and applied to countries' populations.

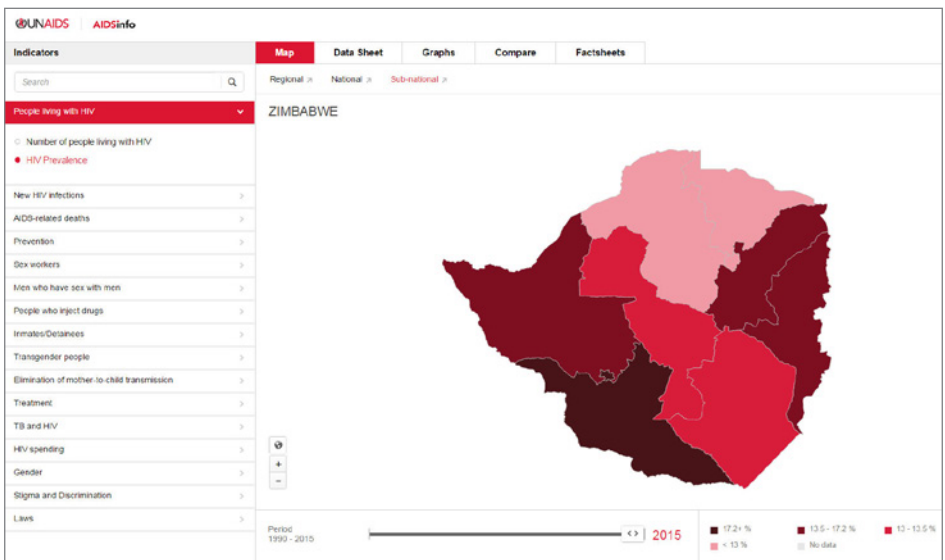
For more information: aidsinfo.unaids.org

The data provided in this document are just a sample of the data available from UNAIDS.

Additional data are available at aidsinfo.unaids.org, including:

- Additional Global AIDS Response Progress Reporting Indicators on prevention, mother-to-child transmission, 90–90–90 targets, stigma and discrimination
- A [Key Population Atlas](#) of maps on key populations, including the latest available data on key populations at increased risk of HIV infection.
- Estimates of new HIV infections, people living with HIV and AIDS-related deaths by different [age groups](#), children (age 0–14 years), adolescents (age 10–19 years), young people (age 15–24 years), adults (age 15–49) older people (age 50 years and over), and [by sex](#)
- [Subnational](#) data for selected countries
- Data in different formats: spreadsheet, maps, graphics
- Comparable data over [multiple years](#), and across countries, which can also be extracted to spreadsheets for further analysis.

(sample screen shot from aidsinfo.unaids.org)





UNAIDS
Joint United Nations
Programme on HIV/AIDS

20 Avenue Appia
1211 Geneva 27
Switzerland

+41 22 791 3666

unaids.org